

KITCHEN COLLECTION

**Poliform**



**Poliform**

Poliform propone cucine esclusive, capaci di cogliere le esigenze e i gusti di un pubblico eterogeneo e internazionale, caratterizzate da un'eccezionale versatilità compositiva e dall'infinita varietà di materiali e finiture. Collezioni differenti, pur nella perfetta coerenza di stile. Sistemi cucina realizzati interamente in Italia, così da garantire un accurato controllo di tutte le fasi produttive: dalla selezione di materiali di qualità alla cura del dettaglio, attraverso la continua ricerca di affidabilità, sicurezza e durata nel tempo. Cucine per case straordinarie, in perfetta sintonia con il progetto di stile Poliform, un progetto coordinato e completo che interpreta l'arredamento come un'esperienza totale.

Poliform offers exclusive kitchens, able to capture the needs and tastes of a heterogeneous and international audience, characterised by an exceptional compositional versatility and by the infinite variety of materials and finishes. Diverse collections, despite the perfect consistency of style. Kitchen systems made entirely in Italy, so as to ensure accurate control of all stages of production: from the selection of quality materials to the attention to detail, through the continuous search for reliability, safety, and durability. Kitchens for extraordinary homes, in perfect harmony with the Poliform project of style, a coordinated and complete project that interprets furniture as a comprehensive experience.


COLLECTIONS

PHOENIX	7
ARTEX	43
MY PLANET	71
TWELVE	91
ALEA	133
TRAIL	203

# PHOENIX

Da un'intuizione progettuale di Poliform nasce Phoenix, una cucina caratterizzata dal particolare disegno dell'apertura a gola, di volta in volta personalizzato. Una soluzione innovativa, capace di trasformare un dettaglio tecnico in un dettaglio estetico che si armonizza con ogni tipologia di finitura, dall'acciaio al massello, e con tutti gli altri elementi della cucina.

From a project intuition of Poliform arises Phoenix, a kitchen characterised by the particular design of the groove opening, customised each time. An innovative solution, able to transform a technical detail into an aesthetic detail that harmonises with every type of finish, from steel to solid wood, and with all the other elements of the kitchen.







Qui e nelle pagine precedenti: basi con ante, cassetti ed estrattori in acciaio e sagoma frontale in laccato gofrato carbone. Cappa Factory a isola in acciaio. Colonne con ante in olmo nero e distanziatori verticali in laccato gofrato carbone. La colonna a sinistra ha ante a scomparsa e vano attrezzato. In appoggio sulle basi, piano snack Blade in olmo nero. Sgabelli Ventura in olmo nero con seduta rivestita in pelle non sfoderabile Soft 4 cognac. Tavolino Dama in legno massello noce canaletto.

This and previous pages: base units with doors, drawers and pull-out storage baskets in steel and front profile in embossed lacquered carbone. Factory island-hood in steel. Tall units with doors in black elm and vertical spacers in embossed lacquered carbone. The tall unit on the left has retractable doors and an equipped compartment. On the base units is the Blade snack top in black elm. Ventura stools in black elm with seat covered in non-removable leather Soft 4 cognac. Dama small table in solid walnut canaletto.





A sinistra: basi con ante, cassetti ed estrattori in acciaio e sagoma frontale in laccato goffrato carbone. Cappa Factory a isola in acciaio. Colonne con ante in olmo nero e distanziatori verticali in laccato goffrato carbone. Tavolino Dama in legno massello noce canaletto. Sotto: dettaglio della base con cassetti. Frontale in acciaio, piano in acciaio KitchenAid con telaio di supporto in laccato goffrato carbone, fianco di finitura in acciaio.

To the left: base units with doors, drawers and pull-out storage baskets in steel and front profile in embossed lacquered carbone. Factory island-hood in steel. Tall units with doors in black elm and vertical spacers in embossed lacquered carbone. Dama small table in solid walnut canaletto. Below: a detail of the base unit with drawers. Front profile in KitchenAid steel top with embossed lacquered carbone support frame, steel finishing on the side.







Nelle pagine precedenti: basi con ante, cassetti ed estrattori in acciaio e sagoma frontale laccato goffrato carbone, piano in acciaio KitchenAid con telaio di supporto laccato goffrato carbone. Cappa Factory a isola in acciaio. Colonne con ante in olmo nero e distanziatori verticali in laccato goffrato carbone. Piano snack Blade in olmo nero e sgabelli Ventura in olmo nero con seduta rivestita in pelle non sfoderabile Soft 4 cognac. A sinistra: dettaglio dell'attrezzatura per cassetti con portaposate in wengé, bilancia elettronica in acciaio e contenitori in porcellana. Sotto: dettaglio del piano cottura a cinque fuochi saldato nel piano in acciaio KitchenAid.

Previous pages: base units with doors, drawers and pull-out storage baskets in steel and the front profile in embossed lacquered carbone, KitchenAid steel top with embossed lacquered carbone support frame. Factory island-hood in steel. Tall units with doors in black elm and vertical spacers in embossed lacquered carbone. Blade snack top in black elm and Ventura black elm stools with seat covered in non-removable leather Soft 4 cognac. Left: a detail of the drawer equipment with wenge cutlery, electronic steel scale and porcelain containers. Below: a detail of the five-burner hob welded into the KitchenAid steel top.



A destra: basi con ante, cassetti ed estrattori in acciaio e sagoma frontale in laccato goffrato carbone, piano in acciaio KitchenAid con telaio di supporto in laccato goffrato carbone. Cappa Factory a isola in acciaio. Colonne con ante in olmo nero e distanziatori verticali in laccato goffrato carbone. Sotto: dettaglio della colonna con ante a scomparsa e vano attrezzato con Shaker portabicchieri, ripiani in laccato goffrato carbone e schienale in olmo nero.

To the right: base units with doors, drawers and pull-out storage baskets in steel and front profile in embossed lacquered carbone, KitchenAid steel top with embossed lacquered carbone support frame. Factory island-hood in steel. Tall units with doors in black elm and vertical spacers in embossed lacquered carbone. Below: a detail of the tall unit with retractable doors and a compartment equipped with a Shaker cup holder, shelves in embossed lacquered carbone and back panel in black elm.



**PHOENIX**  
Design R&D Poliform

**Basi p 1280**  
Strutture: nobilitato grigio scuro.  
Ante, cassetti ed estrattori: acciaio.  
Maniglie: sagoma laccato goffrato carbone.  
Fianchi: acciaio, spessore 6 mm.  
Top: acciaio KitchenAid con telaio di supporto laccato goffrato carbone, spessore 6 mm.  
Zoccoli: laccato goffrato carbone.

**Snack**  
Blade: massello tinto olmo nero.

**Colonne con forni p 640**  
Strutture: nobilitato grigio scuro.  
Ante: olmo nero.  
Maniglie: distanziatore verticale laccato goffrato carbone.  
Fianchi: olmo nero, spessore 26 mm.  
Zoccoli: laccato goffrato carbone.

**Colonne p 740**  
Strutture: nobilitato grigio scuro.  
Ante: olmo nero.  
Maniglie: distanziatore verticale laccato goffrato carbone.  
Fianchi: olmo nero, spessore 26 mm.  
Zoccoli: laccato goffrato carbone.

**Complementi**  
Sgabello Ventura: struttura in olmo nero e rivestimento non sfoderabile in pelle Soft 4 cognac.  
Tavolino Dama: legno massello noce canaletto.

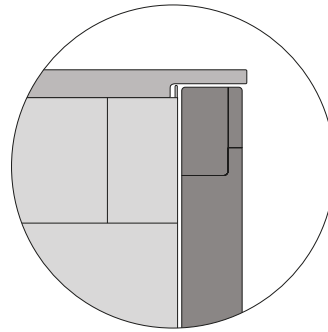
**Base units d 50 1/2"**  
Structures: dark grey melamine.  
Doors, drawers and pull-out storage baskets: steel.  
Handles: profile in embossed lacquered carbone.  
Side panels: steel, thickness 1/4".  
Top: KitchenAid steel with support frame in embossed lacquered carbone, thickness 1/4".  
Plinths: embossed lacquered carbone.

**Snack**  
Blade: solid wood dyed black elm.

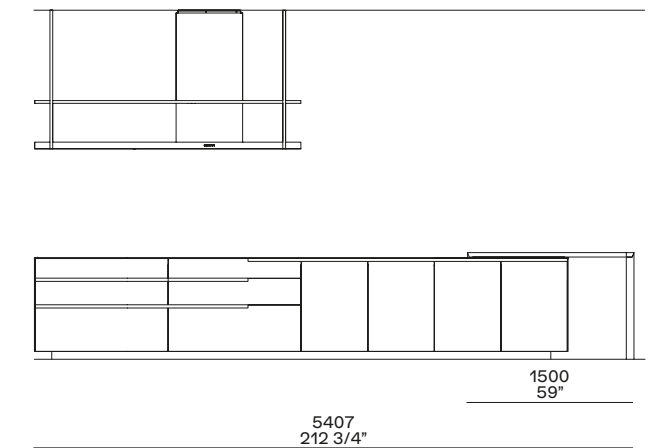
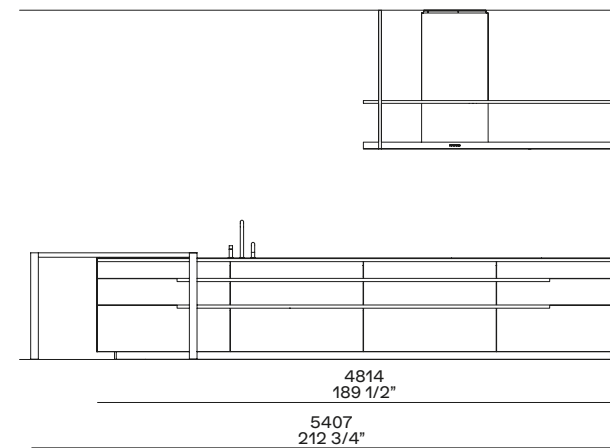
**Tall units with ovens d 25 1/4"**  
Structures: dark grey melamine.  
Doors: black elm.  
Handles: vertical spacer in embossed lacquered carbone.  
Side panels: black elm, thickness 1".  
Plinths: embossed lacquered carbone.

**Tall units d 29 1/4"**  
Structures: dark grey melamine.  
Doors: black elm.  
Handles: vertical spacer in embossed lacquered carbone.  
Side panels: black elm, thickness 1".  
Plinths: embossed lacquered carbone.

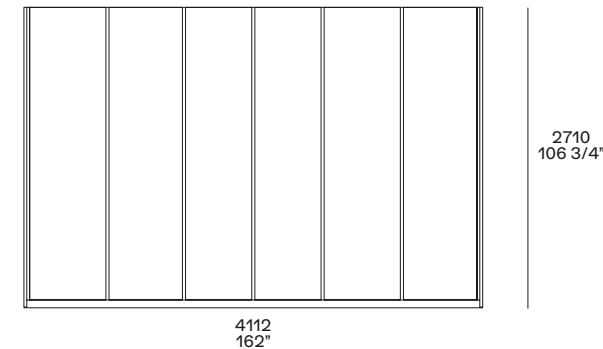
**Accessories**  
Stool Ventura: structure in black elm and non-removable cover in leather Soft 4 cognac.  
Coffee table Dama: solid walnut canaletto.



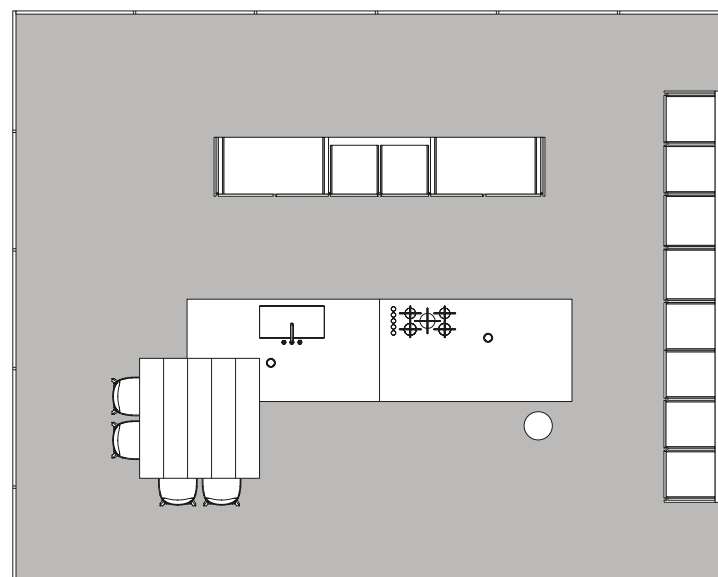
**Basi**  
**Base units**



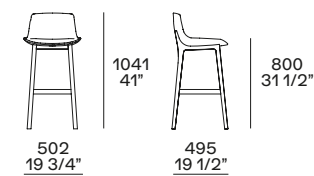
**Colonne**  
**Tall units**



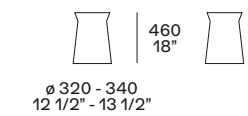
**Colonne**  
**Tall units**



**Ventura**  
Design Jean-Marie Massaud



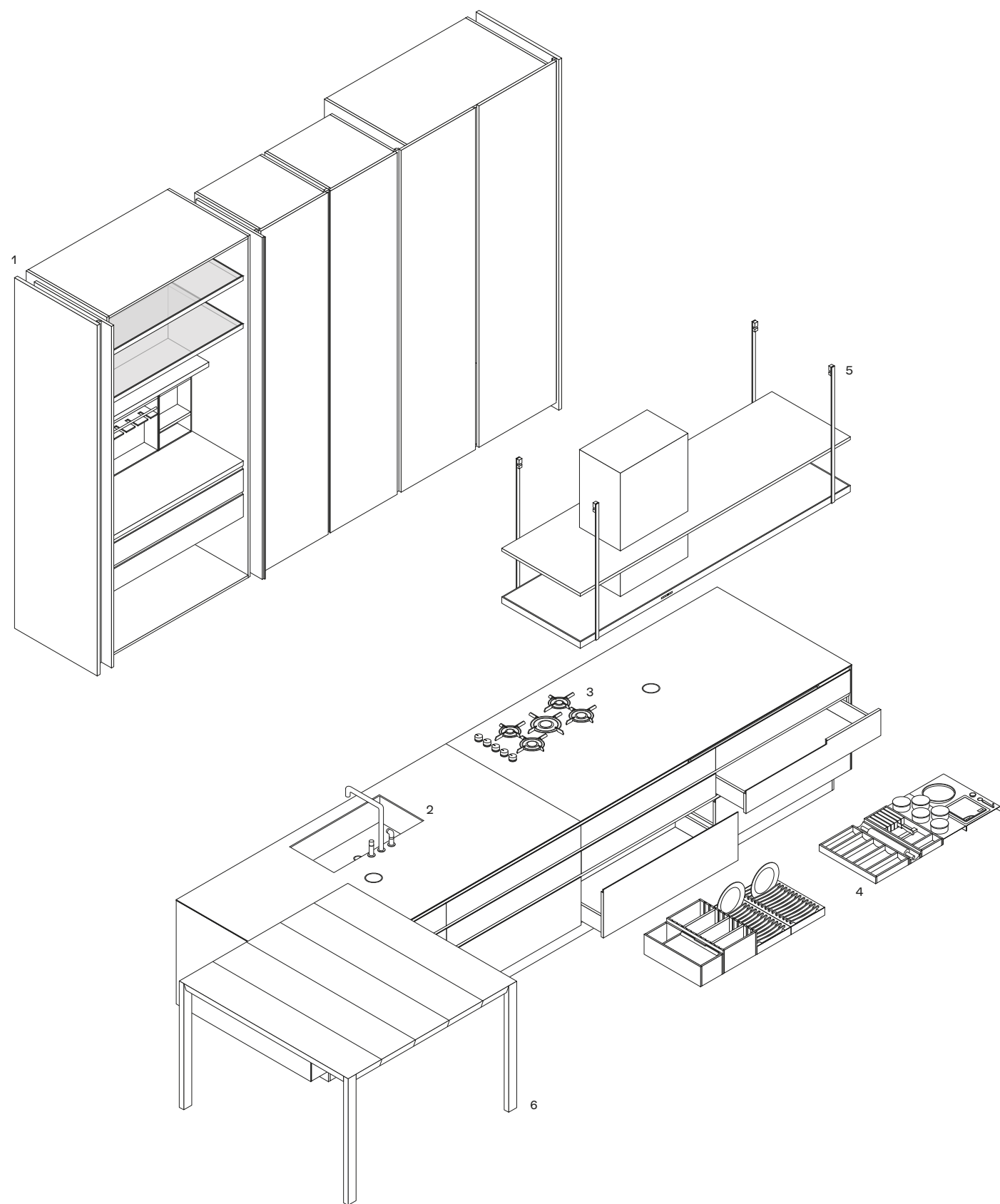
**Dama**  
Design R&D Poliform



1 Colonne laterali con ante a scomparsa, colonne centrali con ante ad apertura battente. Vano attrezzato con cassetti, Shaker portacalici e ripiani.

2 Lavello in acciaio saldato.  
3 Piano cottura 5 fuochi saldato.  
4 Attrezzatura in wengé e acciaio per cassetti ed estrattori.  
5 Cappa Factory a isola in acciaio, personalizzata Poliform.

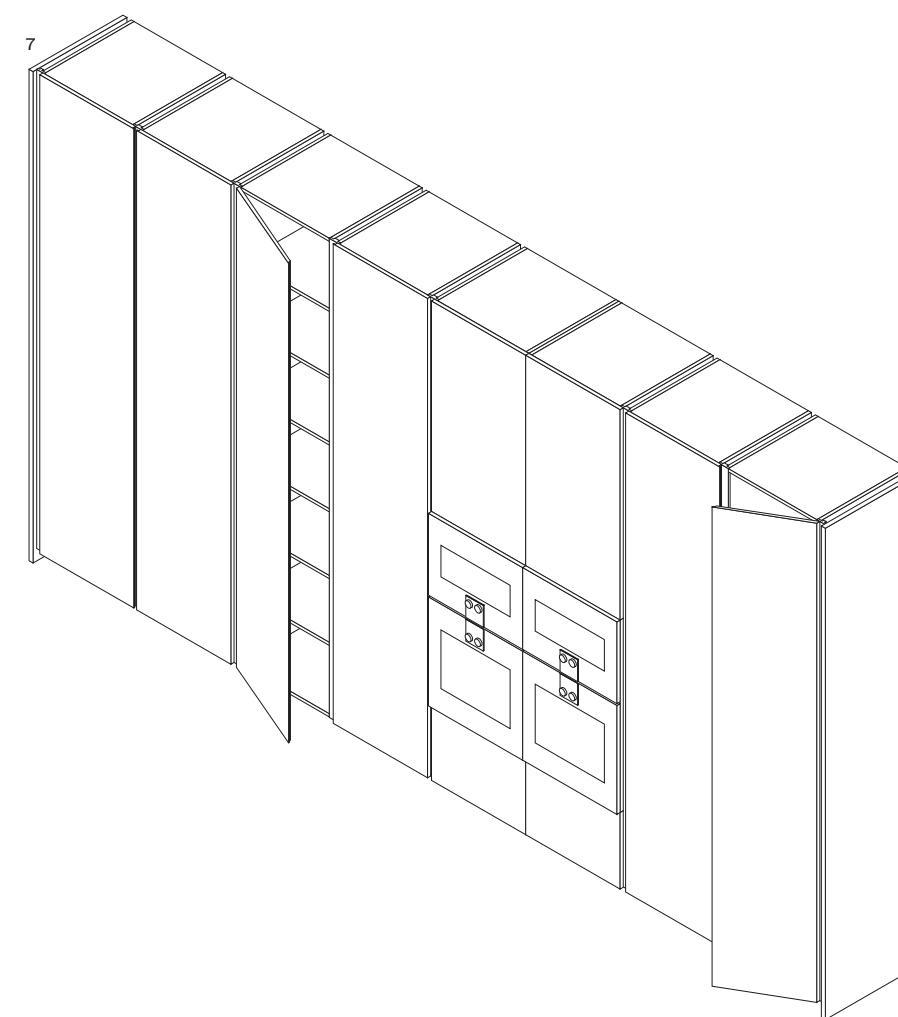
6 Snack Blade quadrato 1500 x 1500.  
7 Colonne con forni e frigoriferi attrezzate con cassetti e ripiani, con ante ad apertura battente.



1 Side pocket doors tall units and central leaf doors tall units. Compartment equipped with drawers, chalices rack Shaker and shelves.

2 Soldered steel sink.  
3 Soldered 5 burners hob.  
4 Equipment in wenge and steel for drawers and pull-out storage baskets.  
5 Island-hood Factory in steel, personalized Poliform.

6 Square snack Blade 59" x 59".  
7 Tall units with ovens and refrigerators, equipped with drawers and shelves, leaf doors.



A destra: basi con ante, cassetti ed estrattori in massello noce canaletto, top in acciaio KitchenAid. Cappe a isola in acciaio. Pensili con ante in vetro riflettente fumé e profilo in alluminio anodizzato nero, mensole in laccato goffrato carbone e schienali in noce c. Colonne con ante in laccato goffrato glacier white.

To the right: base units with doors, drawers and pull-out storage baskets in walnut canaletto solid wood, top in KitchenAid steel. Island hoods in steel. Wall units with fumé reflecting glass doors and black anodized aluminium profile, shelves in embossed lacquered carbone, back panels in walnut c. Tall units with doors in embossed lacquered glacier white.







Qui e nelle pagine precedenti: basi con ante, cassetti ed estrattori in massello noce canaletto, top in acciaio KitchenAid. Cappe a isola in acciaio. Pensili con ante in vetro riflettente fumé e profilo in alluminio anodizzato nero, mensole laccato gofrato carbone, schienali in noce c. Colonne con ante in laccato gofrato glacier white. Sotto: dettaglio della particolare lavorazione che caratterizza l'apertura del modello Phoenix. Cassetto in massello noce canaletto con sistema di illuminazione interna a led. Attrezzatura in wengé e acciaio con tagliere per pane e contenitori in porcellana.

This and previous pages: base units with doors, drawers and pull-out storage baskets in walnut canaletto solid wood, top in KitchenAid steel. Island-hoods in steel. Wall units with fumé reflecting glass doors and black anodized aluminium profile, shelves in embossed lacquered carbone, back panels in walnut c. Tall units with doors in embossed lacquered glacier white. Below: close-up of the special workmanship characterising the Phoenix model handle. Drawer in solid wood walnut canaletto, with inner led lighting system. Inner equipment in wenge and steel with chopping board and containers in porcelain.





A sinistra: basi con ante, cassetti ed estrattori in massello noce canaletto e sagoma frontale laccato opaco acciaio. Top in acciaio KitchenAid con lavello in acciaio saldato, piano cottura in vetroceramica a induzione con piastra teppanyaki, griglia portapentole in acciaio, tagliere in DuPont Corian® glacier white con bilancia elettronica. Sotto: dettaglio della presa elettrica da piano a scomparsa.

To the left: base units with doors, drawers and pull-out storage baskets in solid wood walnut canaletto and front profile in mat lacquered steel. Top in KitchenAid steel with soldered steel sink, glass ceramic induction hob and teppanyaki griddle, steel pot rack, chopping board in DuPont Corian® glacier white with electronic scale. Below: close-up view of lift-up power socket.







Qui e nelle pagine precedenti: basi con ante, cassetti ed estrattori in massello noce canaletto, top in acciaio KitchenAid. Cappe a isola in acciaio. Colonne con ante in laccato goffrato glacier white. Pensili con ante in vetro riflettente fumé e profili in alluminio anodizzato nero, mensole in laccato goffrato carbone e schienali in noce c. Tavolo Blade in noce canaletto, sedie Seattle con seduta in cuoio 26 invecchiato e struttura in rovere naturale. Sotto: dettaglio delle ante con apertura a libro in vetro riflettente fumé e profilo in alluminio anodizzato nero.

This and previous pages: base units with doors, drawers and pull-out storage baskets in solid wood walnut canaletto, top in KitchenAid steel. Island-hoods in steel. Tall units with doors in embossed lacquered glacier white. Wall units with fumé reflecting glass doors and black anodized aluminium profiles, shelves in embossed lacquered carbone, back panels in walnut c. Blade table with structure and top in solid wood walnut canaletto. Seattle chairs, legs in natural oak and seat in hide 26 invecchiato. Below: close-up of folding door in fumé reflecting glass with black anodized profiles.



**PHOENIX**  
Design R&D Poliform

**Basi p 1200**

Strutture: nobilitato grigio scuro.  
Ante, cassetti ed estrattori: massello  
noce canaletto.  
Maniglie: sagoma laccato opaco acciaio.  
Fianchi: acciaio scotch brite, spessore 6 mm.  
Top: acciaio KitchenAid, spessore 6 mm.  
Zoccoli: laccato opaco acciaio.

**Colonne p 700**

Strutture: nobilitato grigio scuro.  
Ante: laccato gofrato glacier white.  
Maniglie: distanziatore verticale e sagoma  
orizzontale laccato opaco acciaio.  
Fianchi: laccato gofrato glacier white,  
spessore 26 mm.  
Zoccoli: laccato opaco acciaio.

**Pensili p 340**

Strutture: nobilitato grigio scuro.  
Ante: profilo alluminio anodizzato nero  
e vetro riflettente fumé.  
Maniglie: sagoma.  
Fianchi: laccato gofrato carbone,  
spessore 6 mm.  
Mensole: laccato gofrato carbone,  
spessore 30 mm.  
Schienali: noce c.

**Complementi**

Tavolo Blade: struttura e piano in  
massello noce canaletto.  
Sedia Seattle: seduta in cuoio 26  
invecchiato, gambe rovere naturale.

**Base units d 47 1/4"**

Structures: dark grey melamine.  
Doors, drawers and pull-out storage  
baskets: solid wood walnut canaletto.  
Handles: profile in mat lacquered steel.  
Side panels: scotch brite steel,  
thickness 1/4".  
Top: KitchenAid steel, thickness 1/4".  
Plinths: mat lacquered steel.

**Tall units d 27 1/2"**

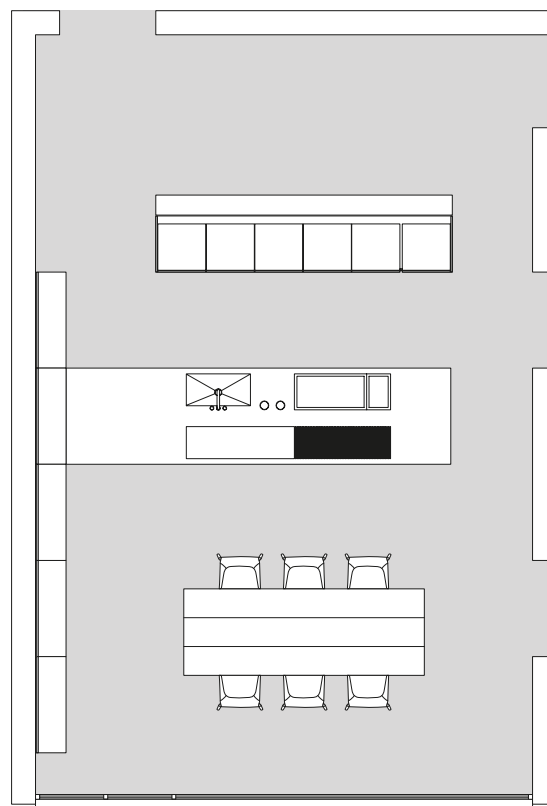
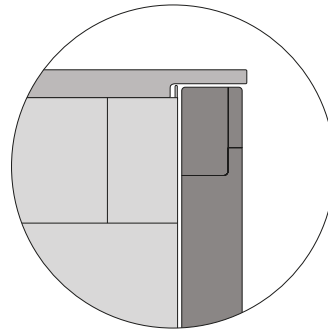
Structures: dark grey melamine.  
Doors: embossed lacquered glacier white.  
Handles: vertical spacer and horizontal  
profile in mat lacquered steel.  
Side panels: embossed lacquered glacier  
white, thickness 1".  
Plinths: mat lacquered steel.

**Wall units d 13 1/2"**

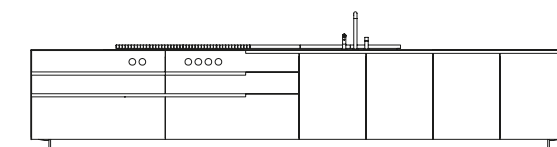
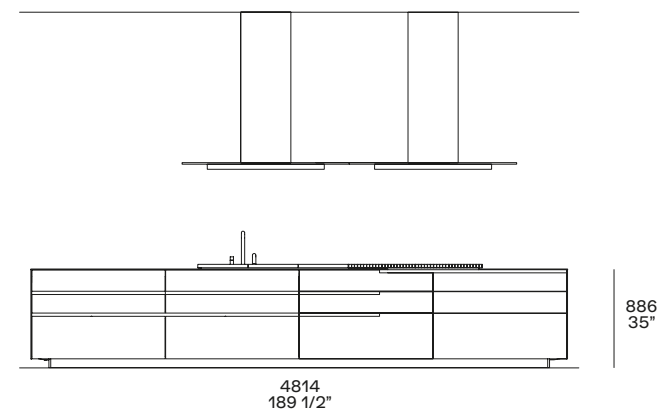
Structures: dark grey melamine.  
Doors: black anodized aluminium profile  
and fumé reflecting glass.  
Handles: profile.  
Side panels: embossed lacquered carbone,  
thickness 1/4".  
Shelves: embossed lacquered carbone,  
thickness 1 1/4".  
Back panels: walnut c.

**Accessories**

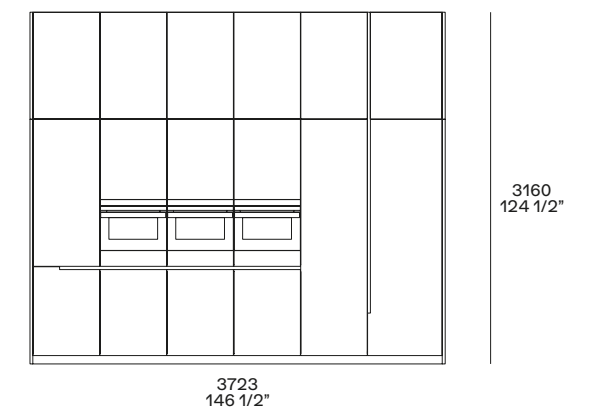
Blade table: structure and top in solid wood  
walnut canaletto.  
Seattle chair: seat in hide 26 invecchiato  
and natural oak legs.



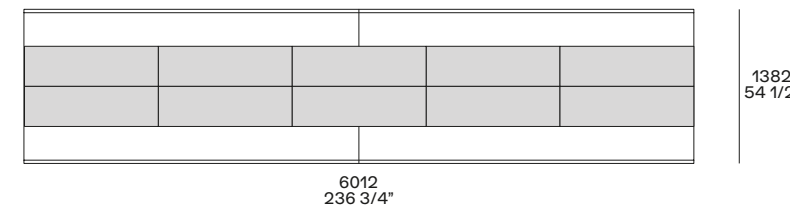
**Basi  
Base units**



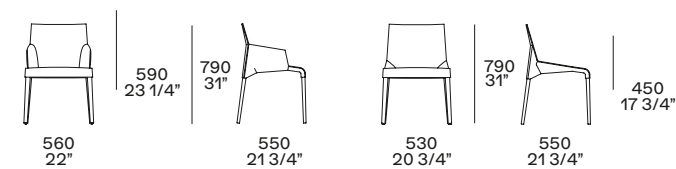
**Colonne  
Tall units**



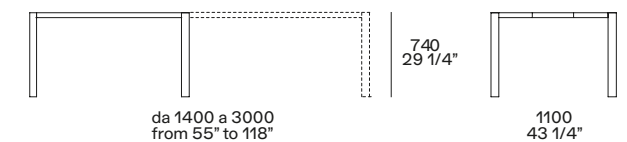
**Pensili  
Wall units**



**Seattle  
Design Jean-Marie Massaud**



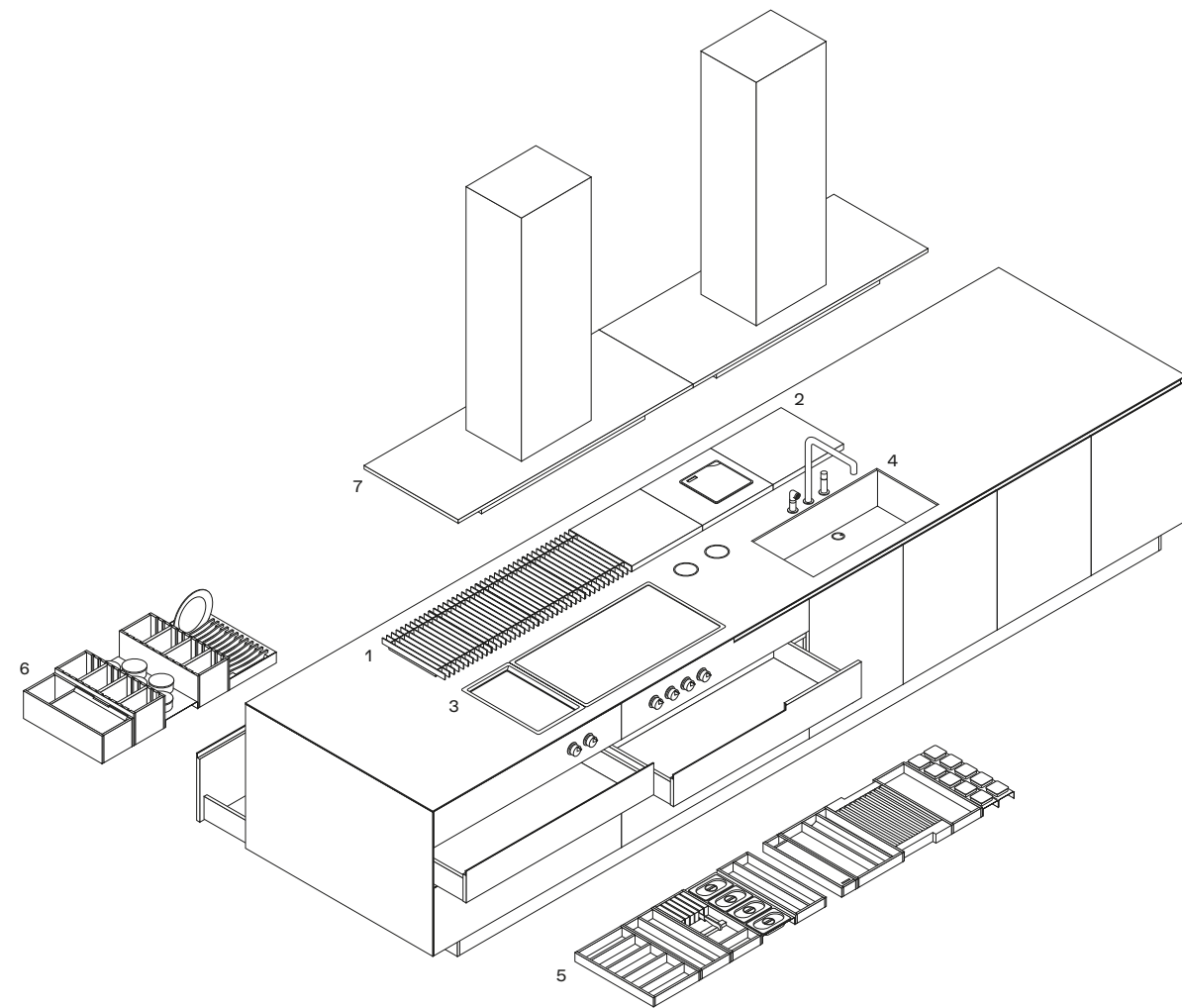
**Blade  
Design R&D Poliform**



- 1 Griglia portapentole in acciaio.
- 2 Tagliere con bilancia elettronica in acciaio.
- 3 Piano cottura a induzione in vetroceramica e piastra teppanyaki, incasso filotop.

- 4 Lavello in acciaio saldato KitchenAid.
- 5 Attrezzatura in wengé e acciaio per cassetti.
- 6 Attrezzatura in wengé e acciaio per estrattori.
- 7 Cappe a isola in acciaio.

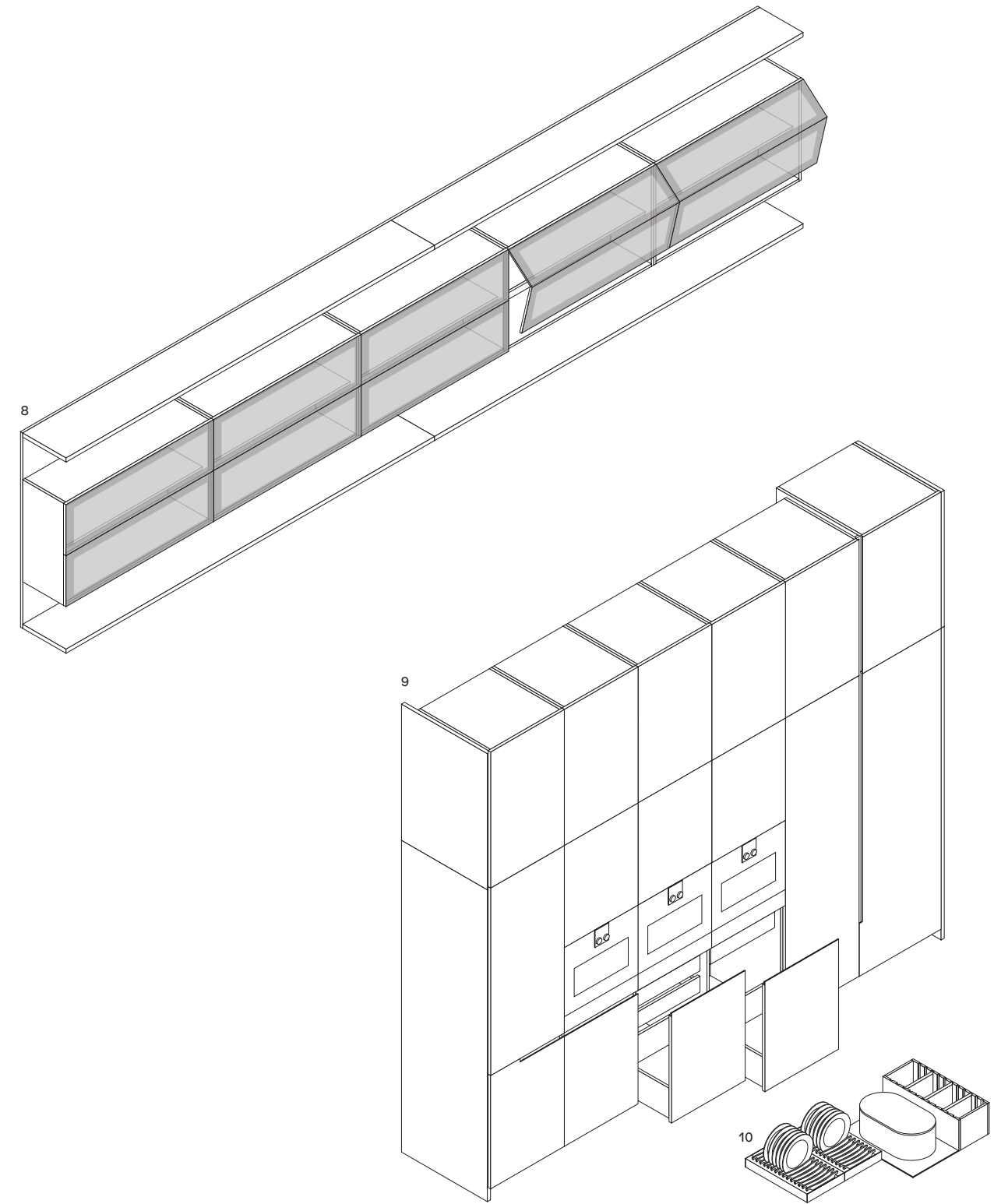
- 8 Pensili vetrina con apertura a libro.
- 9 Colonne con forno, scaldavivande e frigo/congelatore con ante ad apertura battente ed estrattori.
- 10 Attrezzatura in wengé e acciaio per estrattori.



- 1 Steel pot rack.
- 2 Chopping board with steel electronic scale.
- 3 Glass ceramic induction hob and teppanyaki griddle, flush built-in.

- 4 KitchenAid soldered steel sink.
- 5 Equipment in wenge and steel for drawers.
- 6 Equipment in wenge and steel for pull-out storage basket.
- 7 Island-hoods in steel.

- 8 Wall units with glass folding doors.
- 9 Tall units with oven, plate warmer and fridge/freezer with leaf doors and pull-out storage baskets.
- 10 Equipment in wenge and steel for pull-out storage baskets.



# ARTEX





Per la lavorazione sartoriale che ne contraddistingue l'anta, spesso abbinata a finiture preziose o nella versione a doghe, la cucina Artex è pensata per gli ambienti più esclusivi. Il progetto, firmato Poliform, è caratterizzato dalla particolare rastrematura eseguita sull'apertura, sul fianco e sul top, così da ottenere un incastro perfetto.

For the sartorial look that marks the door, often combined with precious finishes or in the slatted version, the Artex kitchen is designed for the most exclusive environments. The project, signed Poliform, is characterised by the particular tapering performed on the opening, on the side, and on the top, so as to obtain a perfect joint.





Qui e nelle pagine precedenti: basi con ante ed estrattori in acciaio, top in pietra fossena fiammata. Cappa Factory a isola in acciaio. Colonne centrali con ante in laccato goffrato visone, colonne ed elementi sopra-colonna Trail con ante telaio anodizzato moka e vetro riflettente fumé. Boiserie con pannelli in olmo nero e mensole in laccato goffrato carbone.

This and previous pages: base units with doors and pull-out storage baskets in steel, top in fossena stone blaze. Factory island-hood in steel. Central tall units with embossed lacquered visone doors, Trail tall units and cabinets above tall units with moka anodized frame doors and fumé reflecting glass. Black elm wall panelling and embossed lacquered carbone shelves.





A sinistra: dettaglio dell'estrattore con cassetti verniciato brown, piattia e attrezzatura interna in noce canaletto e alluminio anodizzato moka.

To the left: close-up of pull-out storage basket with drawers painted brown, plate holder and inner drawer equipment in walnut canaletto and moka anodized aluminium.





Qui e nelle pagine precedenti: basi con ante ed estrattori in acciaio, top in pietra fossena fiammata. Cappa Factory a isola in acciaio. Colonne centrali con ante in laccato goffrato visone, colonne ed elementi sopra-colonna Trail con ante telaio anodizzato moka e vetro riflettente fumé. Boiserie con pannelli in olmo nero e mensole in laccato goffrato carbone. Sotto: dettaglio del piano in pietra fossena fiammata con bordo rastremato e telaio di supporto in alluminio con finitura laccato goffrato carbone.

This and previous pages: base units with doors and pull-out storage baskets in steel and top in fossena stone blaze. Factory island-hood in steel. Central tall units with embossed lacquered visone doors and Trail cabinets above tall unit with moka anodized frame doors and fumé reflecting glass. Black elm wall panelling and embossed lacquered carbone shelves. Below: close-up of top in fossena stone blaze with tapered edge and supporting frame in aluminium with embossed lacquered carbone finishing.





Nelle pagine precedenti: basi con ante ed estrattori in acciaio e top in pietra fossena fiammata. Cappa Factory a isola in acciaio. Colonne centrali con ante in laccato gofrato visone, colonne ed elementi sopra-colonna Trail con ante telaio anodizzato moka e vetro riflettente fumé. A destra: colonne Trail con ante telaio anodizzato moka e vetro riflettente fumé. Sotto: dettaglio della maniglia integrata nel montante del telaio.

Previous pages: base units with doors and pull-out storage baskets in steel and top in fossena stone blaze. Factory island-hood in steel. Central tall units and cabinets with embossed lacquered visone doors and Trail tall units and cabinets above tall unit with moka anodized frame doors and fumé reflecting glass. To the right: Trail glass tall units with moka anodized frame doors and fumé reflecting glass. Below: close-up of handle integrated into frame upright.





A destra: dettaglio delle colonne Trail con ante telaio anodizzato moka e vetro riflettente fumé. Ripiani interni in vetro con telaio anodizzato nero e cassettiere in olmo nero con sagome laccato opaco moka. Sotto: dettaglio della cassettiere con attrezzatura in noce canaletto e alluminio anodizzato moka.

To the right: close-up of Trail tall units with moka anodized frame doors and fumé reflecting glass. Glass inner shelves with black anodized frame and chest of drawers in black elm with profile in moka mat lacquered. Below: close-up of inner chest of drawers with equipment in walnut canaletto and moka anodized aluminium.





Qui e nelle pagine precedenti: basi con ante ed estrattori in olmo nero a doghe e top in pietra fossena fiammata. Piano cottura in acciaio a cinque fuochi e lavello in acciaio personalizzati Poliform by Barazza. Cappa Factory a isola in acciaio.

This and previous pages: base units with doors and pull-out storage baskets in black elm with carved lines and top in fossena stone blaze. Personalized five burners steel hob and sink Poliform by Barazza. Factory island-hood in steel.



## ARTEX

Design R&D Poliform

### Basi p 1200

Strutture: nobilitato grigio scuro.  
Ante ed estrattori: acciaio.  
Top: pietra fossena fiammata spessore 20 mm con bordo rastremato e telaio di supporto in alluminio laccato goffrato carbone.  
Zoccoli: laccato goffrato carbone.

### Colonne centrali p 600

Strutture: nobilitato grigio scuro.  
Ante e sagome orizzontali: laccato goffrato visone.  
Zoccoli: laccato goffrato carbone.

### Colonne vetrina Trail p 600

Strutture: nobilitato grigio scuro.  
Ante: telaio anodizzato moka e vetro riflettente fumé.  
Ripiani interni: vetro con telaio anodizzato nero.  
Cassettiere interne: olmo nero con sagome laccato opaco moka.  
Zoccoli: laccato goffrato carbone.

### Elementi sopracolonna p 600

Strutture: nobilitato grigio scuro.  
Ante: anodizzato moka e vetro riflettente fumé.  
Ripiani interni: vetro con telaio anodizzato nero.

### Boiserie

Pannelli: olmo nero.  
Mensole: laccato goffrato carbone, spessore 3 mm.

### Base units d 47 1/4"

Structures: dark grey melamine.  
Doors and pull-out storage baskets: steel.  
Top: fossena stone blaze thickness 3/4" with tapered edge and supporting frame in carbone embossed lacquered aluminium.  
Plinths: embossed lacquered carbone.

### Central tall units d 23 1/2"

Structures: dark grey melamine.  
Doors and horizontal profiles: embossed lacquered visone.  
Plinths: embossed lacquered carbone.

### Trail glass tall units d 23 1/2"

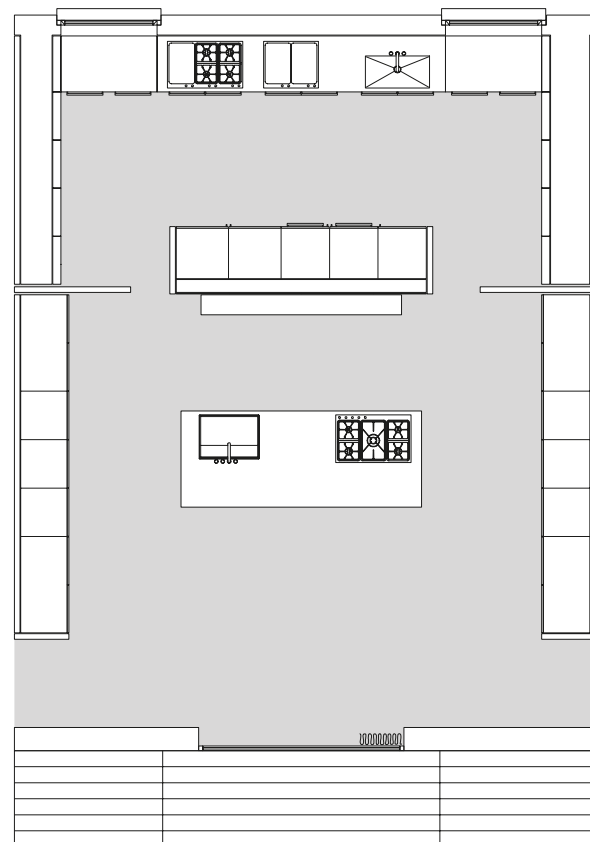
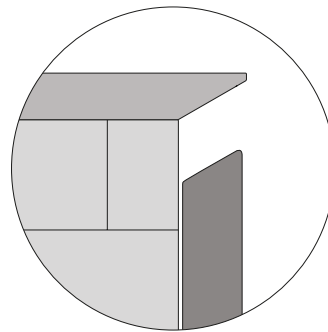
Structures: dark grey melamine.  
Doors: anodized moka frame and fumé reflecting glass.  
Inner shelves: glass with black anodized frame.  
Inner chest of drawers: black elm with profile moka mat lacquered.  
Plinths: embossed lacquered carbone.

### Cabinets above tall unit d 23 1/2"

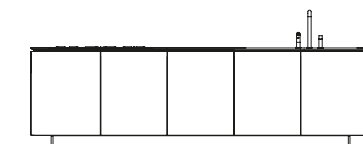
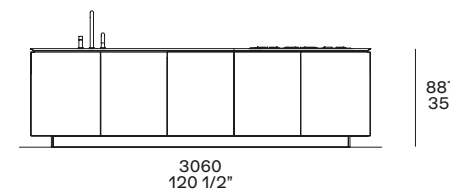
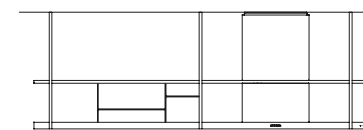
Structures: dark grey melamine.  
Doors: anodized moka and fumé reflecting glass.  
Inner shelves: glass with black anodized frame.

### Wall panelling

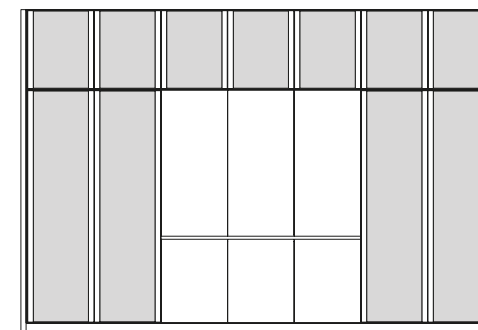
Panels: black elm.  
Shelves: embossed lacquered carbone, thickness 1/8".



### Basi Base units




### Colonne Tall units



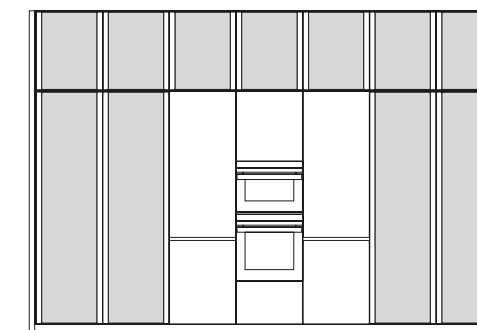
4200  
165 1/4"

### Boiserie Wall panelling



3212  
126 1/2"

2920  
115"



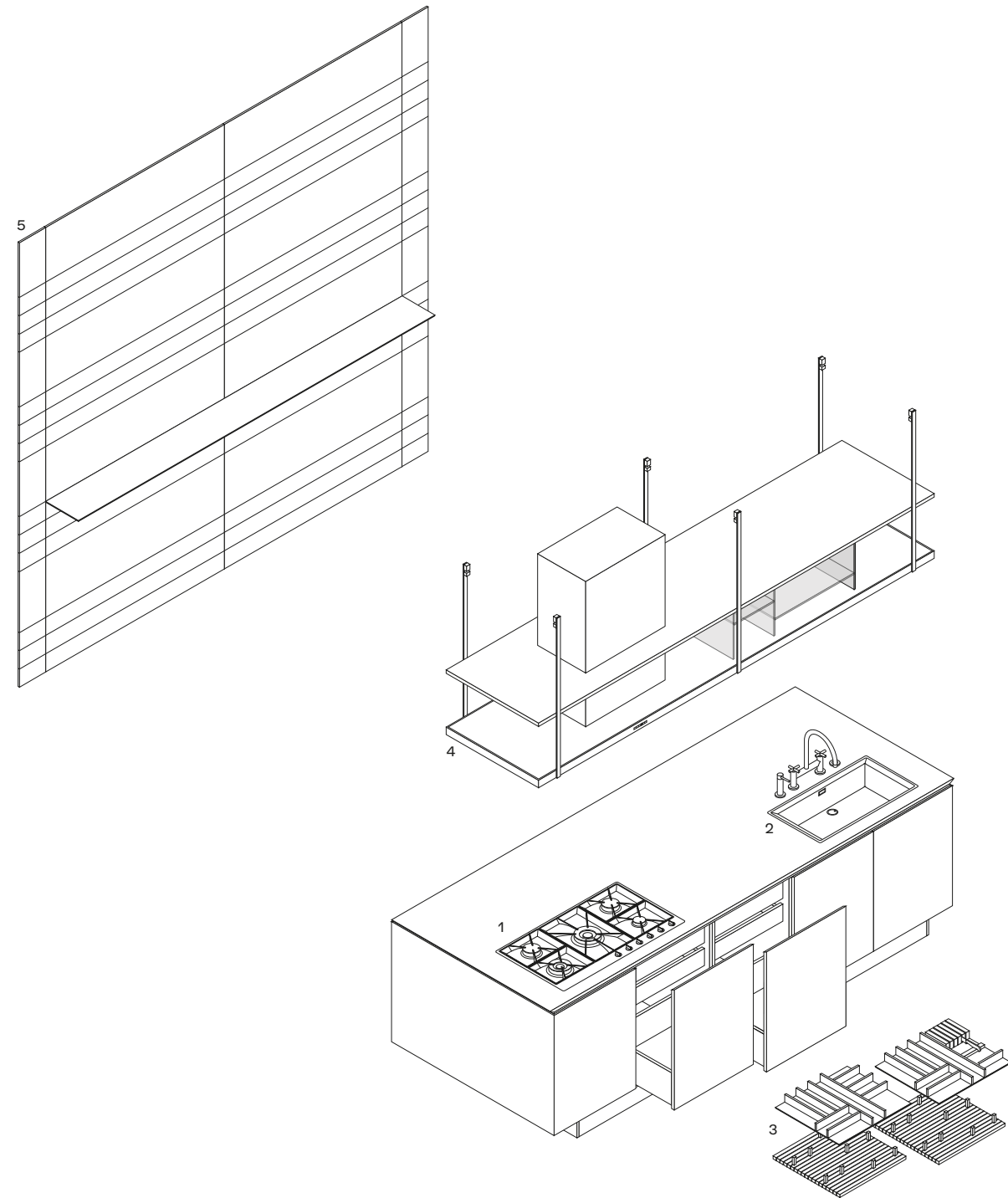
4200  
165 1/4"

2920  
115"

- 1 Piano cottura in acciaio 5 fuochi personalizzato Poliform by Barazza, incasso filotop.
- 2 Lavello in acciaio personalizzato Poliform by Barazza con sportello copripiletta, incasso filotop.
- 3 Attrezzatura in noce canaletto e alluminio anodizzato moka per cassetti interni ed estrattori.

- 4 Cappa Factory a isola in acciaio.
- 5 Boiserie con pannelli in olmo nero.
- 6 Elementi sopra colonna Trail con ante ad apertura battente.
- 7 Colonne vetrina Trail con ante ad apertura battente, ripiani interni e cassettiere.

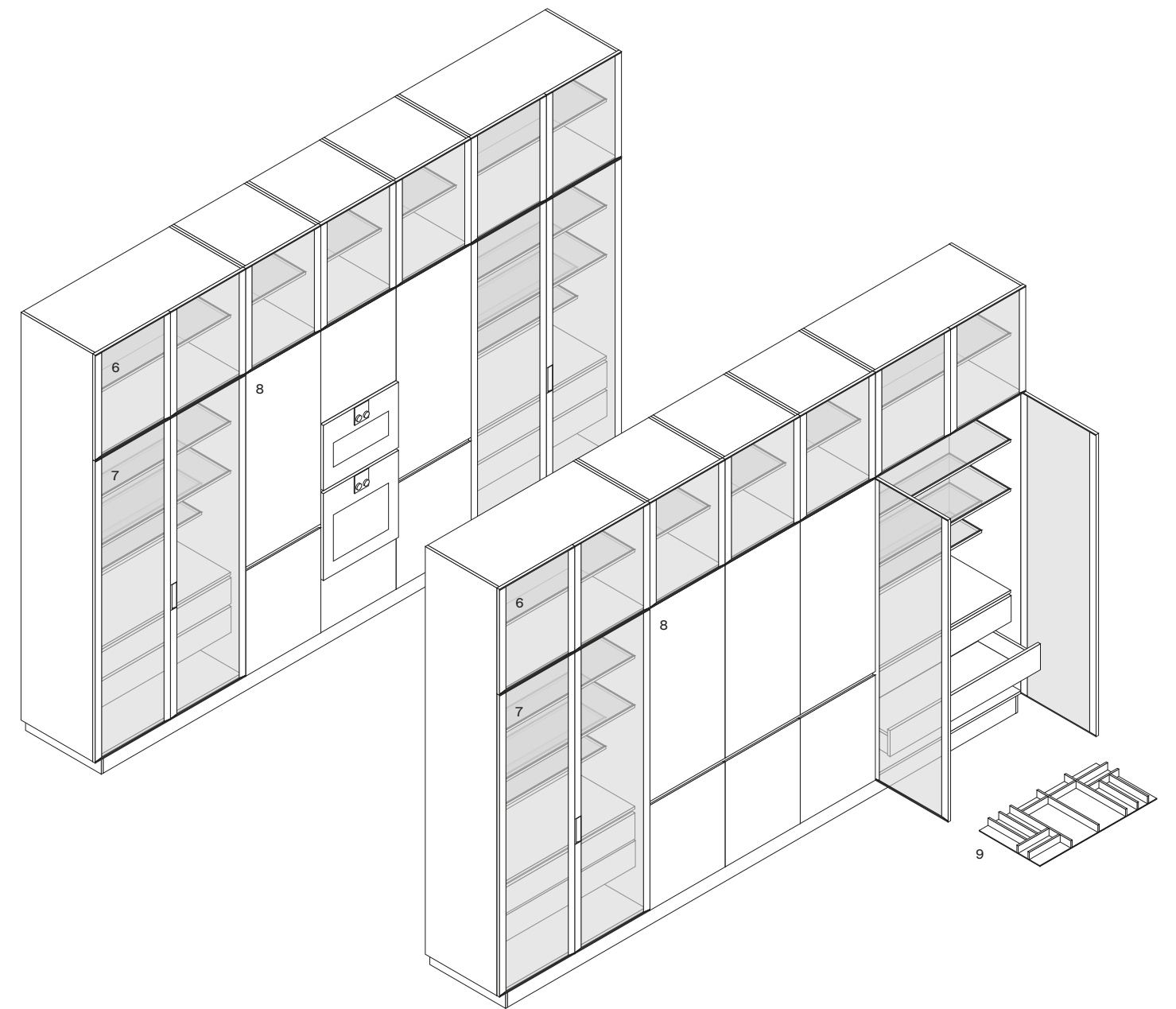
- 8 Colonne centrali con forni e frigo/ congelatore, con ante ad apertura battente ed estrattori.
- 9 Attrezzatura in noce canaletto e alluminio anodizzato moka per cassetiera interna.



- 1 Personalized steel hob with 5 burners Poliform by Barazza, flush built-in.
- 2 Personalized steel sink Poliform by Barazza with drain cover, flush built-in.
- 3 Equipment in walnut canaletto and moka anodized aluminium for inner drawers and pull-out storage baskets.

- 4 Factory island-hood in steel.
- 5 Wall panelling in black elm.
- 6 Trail cabinets above tall unit with leaf doors.
- 7 Trail glass tall units with leaf doors, inner shelves and chest of drawers.

- 8 Central tall units with ovens, fridge and freezer with leaf doors and pull-out storage baskets.
- 9 Equipment in walnut canaletto and moka anodized aluminium for inner chest of drawers.



# MY PLANET

Poliform reinterpreta la cucina con praticità e leggerezza. Merito di componenti come le maniglie, integrate o applicate, e di un'anta più leggera che consente la massima libertà nella scelta delle finiture. Particolari che determinano l'unicità di My Planet, un progetto in grado di dare vita a risultati compositivi originali ed esclusivi anche in ambienti dalle dimensioni contenute.

Poliform reinterprets the kitchen with practicality and lightness. This is thanks to components such as the handles, integrated or applied, and a lighter door that allows maximum freedom in the choice of finishes. Details that determine the uniqueness of My Planet, a project able to give life to original and exclusive compositional results even in environments of limited size.







Qui e nelle pagine precedenti: basi con ante ed estrattori in acciaio, top in pietra fossena fiammata e acciaio KitchenAid in finitura scotch brite. Pensili con ante in olmo nero e colonne con ante in acciaio scotch brite. Shaker con struttura e ripiani in laccato opaco piombo, schienali e tubi in olmo nero.

This and previous pages: base units with doors and pull-out storage baskets in steel, top in fossena stone blaze and KitchenAid steel with scotch brite finishing. Wall units with doors in black elm. Tall units with doors in scotch brite steel. Shaker with structure and shelves in mat lacquered piombo, back panels and hanging bars in black elm.





A sinistra: top in pietra fossena fiammata e acciaio KitchenAid in finitura scotch brite con piano cottura Domino a quattro fuochi e grill elettrico, friggitrice e piastra teppanyaki, lavello in acciaio. Cappe a scomparsa in acciaio personalizzate Poliform. Schienali in pietra fossena fiammata. Ante ed estrattori in acciaio con maniglie Grip in acciaio godronato. Sotto: dettaglio di Shaker con struttura e ripiani in laccato opaco piombo, schienali e tubi in olmo nero.

To the left: top in fossena stone blaze and KitchenAid steel with scotch brite finishing, with Domino hob with four burners and electric grill, deep fryer and teppanyaki griddle, steel sink. Poliform personalized retractable hood in steel. Back panels in fossena stone blaze. Doors and pull-out storage baskets in steel with Grip handles in knurled steel. Below: close-up of Shaker with structure and shelves in mat lacquered piombo, back panels and hanging bars in black elm.



A destra: dettaglio dell'estrattore con cassetto interno verniciato brown e attrezzatura in alluminio. Sotto: dettaglio del pensile con ante in olmo nero con apertura a libro e sagoma luminosa.


To the right: close-up of pull-out storage basket with painted brown inner drawer frame and equipment in aluminium. Below: close-up of wall units, folding doors in black elm with lighted profile.





Qui e nelle pagine precedenti: basi con ante ed estrattori in laccato goffrato ghiaccio con maniglia integrata My Planet in laccato opaco piombo. Top in pietra fossena fiammata e acciaio KitchenAid in finitura scotch brite. Pensili con ante con apertura a libro e a ribalta in olmo nero. Shaker con struttura e ripiani in laccato opaco piombo, schienali e tubi in olmo nero. Sotto: dettaglio dell'anta in laccato goffrato ghiaccio con maniglia integrata My Planet in laccato opaco piombo.

This and previous pages: base units with doors and pull-out storage baskets in embossed lacquered ghiaccio with My Planet integrated handle in mat lacquered piombo. Top in fossena stone blaze and KitchenAid steel with scotch brite finishing. Wall units with folding and flap doors in black elm. Shaker with structure and shelves in mat lacquered piombo, back panels and hanging bars in black elm. Below: close-up of door in embossed lacquered ghiaccio with My Planet integrated handle in mat lacquered piombo.



**MY PLANET**  
Design R&D Poliform

**Basi p 700**

Strutture: nobilitato grigio scuro.  
Ante ed estrattori: acciaio scotch brite.  
Maniglie: Grip, acciaio godronato.  
Fianchi: acciaio scotch brite, spessore 6 mm.  
Top: pietra fossena fiammata, spessore 52 mm; acciaio KitchenAid finitura scotch brite, spessore 20 mm.  
Schienali: pietra fossena fiammata, spessore 20 mm.  
Zoccoli: laccato goffrato carbone.

**Pensili p 340**

Strutture: nobilitato grigio scuro.  
Ante: olmo nero.  
Aperture: a libro con sagoma luminosa, a ribalta con apertura a scatto.

**Shaker p 120**

Strutture e ripiani: laccato opaco piombo.  
Schienali e tubi: olmo nero.

**Colonne p 700**

Strutture: nobilitato grigio scuro.  
Ante: acciaio scotch brite.  
Maniglie: Grip, acciaio.  
Zoccoli: laccato goffrato carbone.

**Base units d 27 1/2"**

Structures: dark grey melamine.  
Doors and pull-out storage baskets: scotch brite steel.  
Handles: Grip, knurled steel.  
Side panels: scotch brite steel, thickness 1/4".  
Top: fossena stone blaze, thickness 2"; KitchenAid steel with scotch brite finish, thickness 3/4".  
Back panels: fossena stone blaze, thickness 3/4".  
Plinths: embossed lacquered carbone

**Wall units d 13 1/2"**

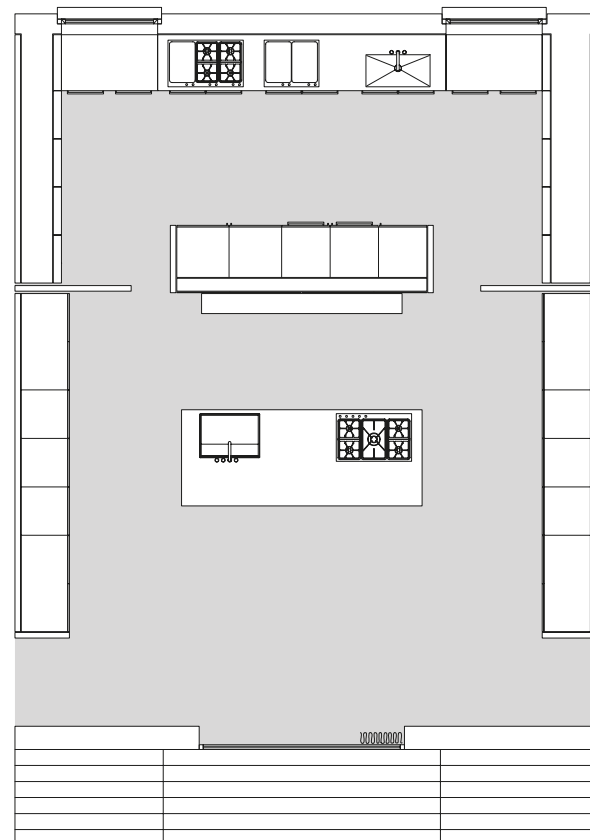
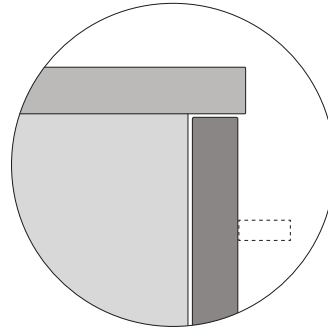

Structures: dark grey melamine.  
Doors: black elm.  
Handles: lighted profile for wall units with folding doors and with touch latch opening for flap doors.

**Shaker d 4 3/4"**

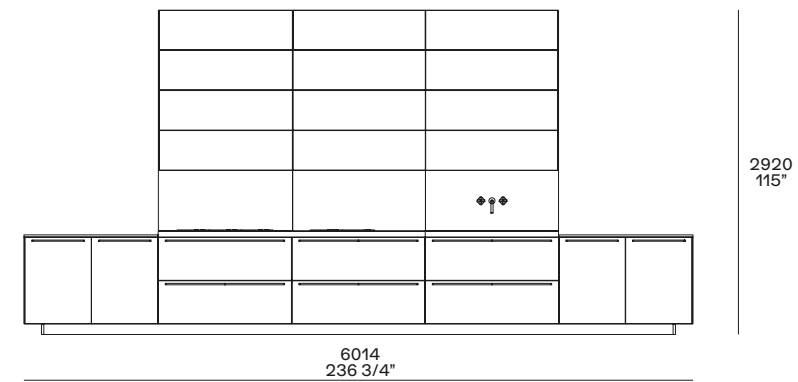
Structures and shelves: mat lacquered piombo.  
Back panels and bars: black elm.

**Tall units d 27 1/2"**

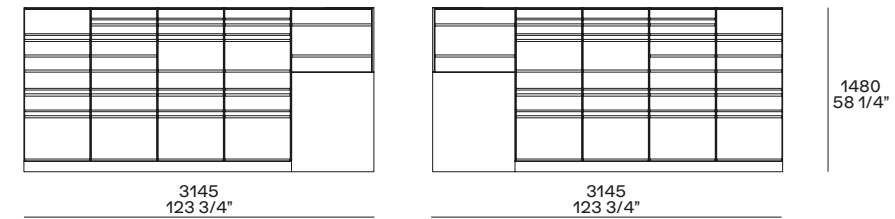
Structures: dark grey melamine.  
Doors: scotch brite steel.  
Handles: Grip, steel.  
Plinths: embossed lacquered carbone.



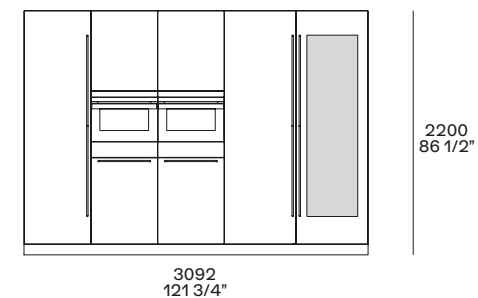
**Basi e pensili**  
**Base units and wall units**



**Shaker**



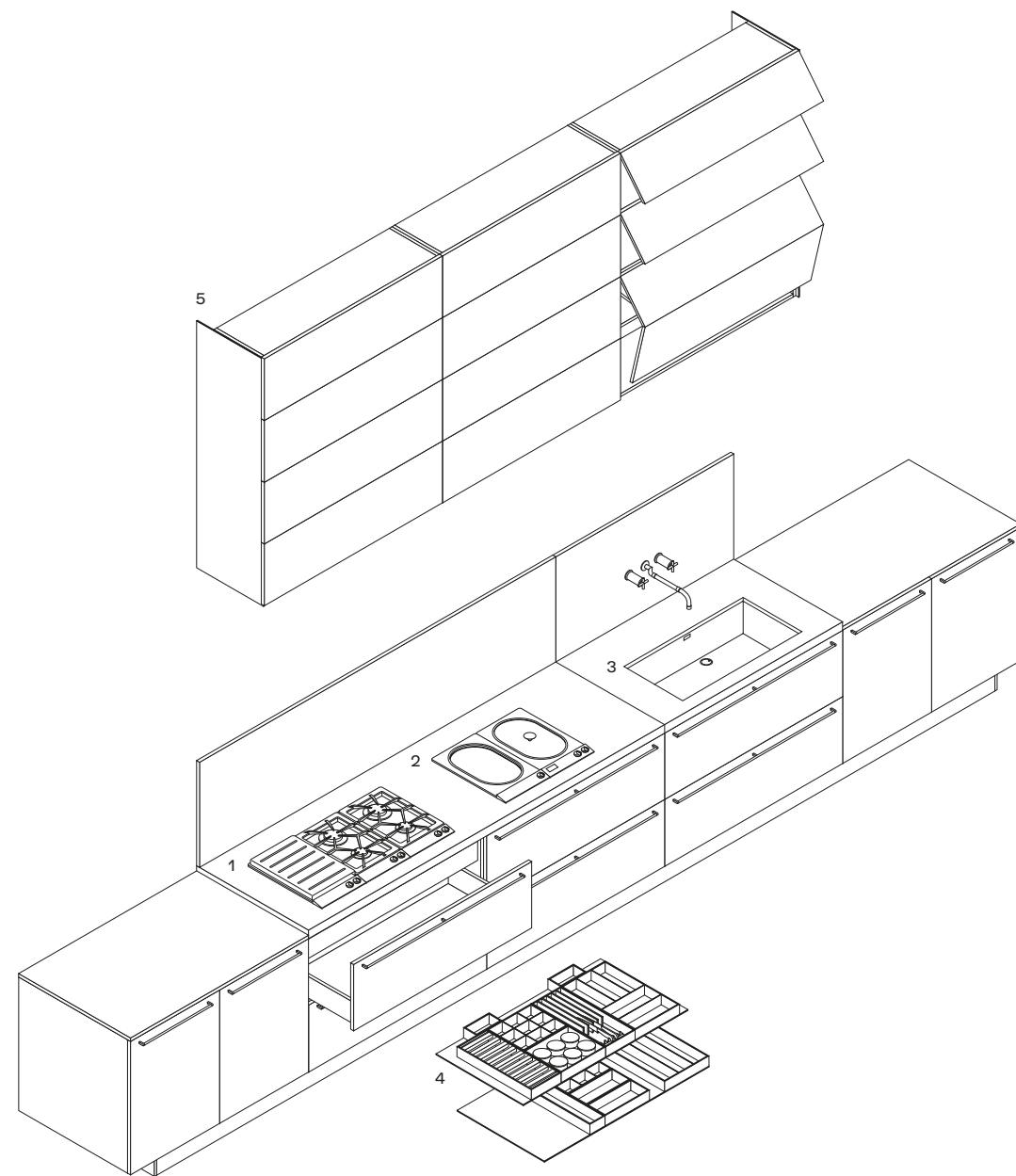
**Colonne**  
**Tall units**



- 1 Piano cottura Domino con fuochi e grill elettrico, incasso tradizionale.
- 2 Friggitrice e piastra teppanyaki, incasso tradizionale.
- 3 Lavello in acciaio, incasso sottotop.
- 4 Attrezzatura in alluminio per estrattori e cassetti interni.

- 5 Pensili con apertura a libro e sagoma luminosa, con apertura a ribalta a scatto. Cappe a scomparsa in acciaio personalizzate Poliform.
- 6 Colonne con forno, scaldavivande, frigo/ congelatore con ante ed estrattori.

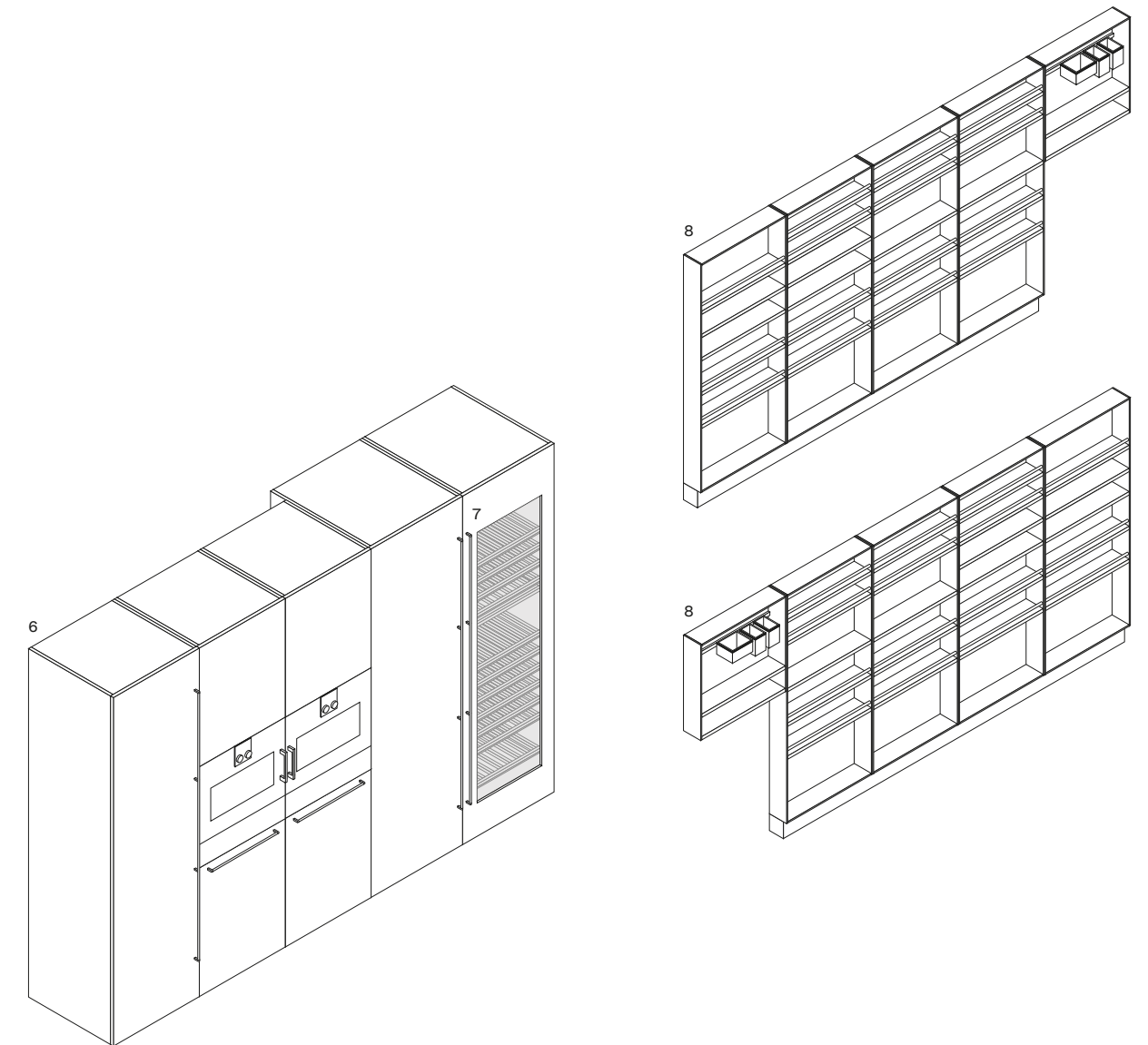
- 7 Cantina vini con ripiani estraibili vetro e alluminio.
- 8 Shaker laccato con tubi e schienali in essenza, contenitori in DuPont Corian® glacier white.



- 1 Domino hob with four burners and electric grill, classic built-in.
- 2 Deep fryer and teppanyaki griddle, classic built-in.
- 3 Steel sink, under-top-mounted built-in.
- 4 Equipment in aluminium for pull-out storage baskets and inner drawers.

- 5 Wall units with folding doors with lighted opening profile and flap doors with touch latch opening, Poliform personalized retractable hoods in steel.
- 6 Tall units with oven, plate warmer and fridge/freezer with doors and pull-out storage baskets and inner drawers.

- 7 Wine cooler with pull-out shelves in glass and aluminium.
- 8 Lacquered shaker with wooden bars and back panels, spice holders in DuPont Corian® glacier white.



# TWELVE



Twelve è l'esito di una ricerca estrema di essenzialità. Progettando l'anta più sottile della gamma, Carlo Colombo e Poliform disegnano una cucina dall'estetica rigorosa, equilibrata tra minimi spessori e massima ampiezza delle superfici. La grande varietà di finiture e materiali disponibili – dal vetro all'acciaio – apre a ogni possibile interpretazione stilistica.

Twelve is the result of an extreme search for minimalism. By creating the thinnest door of the range, Carlo Colombo and Poliform design a kitchen with a rigorous look, balanced between minimum thickness and maximum width of the surfaces. The wide variety of finishes and materials available – from glass to steel – opens up any possible stylistic interpretation.





Nelle pagine precedenti: basi con ante, cassetti ed estrattori in vetro satinato bianco extrachiari con sagoma in laccato goffrato carbone, fianchi e top in Dekton bianco. Cappa Work a isola in acciaio e vetro. Colonne con ante in laccato metallico bronzo. In appoggio sulle basi, piano snack Sydney in massello tinto olmo nero. Sgabelli Harmony con seduta in rovere spessart e struttura in cromo nero. A destra: piano cottura filotop a cinque fuochi e lavello sottotop in acciaio personalizzati Poliform by Barazza. Sotto: dettaglio del profilo di apertura in laccato goffrato carbone.

Previous pages: base units with doors, drawers and pull-out storage baskets in extralight bianco frosted glass with embossed lacquered carbone profile, sides and top in Dekton bianco. Work island-hood in steel and glass. Tall units with doors in metal lacquer bronzo. On the base units is the Sydney snack top in solid wood stained black elm. Harmony stools with seats in spessart oak and black chrome structure. To the right: five-burner flush-mount hob and personalized stainless steel undermount sink Poliform by Barazza. Below: a detail of the opening profile in embossed lacquered carbone.



Basi con ante, cassetti ed estrattori in vetro satinato bianco extrachiaro, fianchi e top in Dekton bianco. In appoggio sulle basi, piano snack Sydney in massello tinto olmo nero. Sgabello Harmony con seduta in rovere spessart e struttura in cromo nero.

Base units with doors, drawers and pull-out storage baskets in bianco extralight frosted glass, sides and top in Dekton bianco. On the base units is the Sydney snack top in solid wood stained black elm. Harmony stool with seat in spessart oak and black chrome structure.





A sinistra: basi con ante, cassetti ed estrattori in vetro satinato bianco extrachiaro con sagoma in laccato goffrato carbone, fianchi e top in Dekton bianco. Cappa Work a isola in acciaio e vetro. Colonne con ante in laccato metallico bronzo e colonne con ante in vetro fumé, profilo anodizzato nero e maniglia integrata verniciata nero. Sotto: dettaglio dell'estrattore per colonna con cassetti interni in noce canaletto e attrezzatura in noce canaletto e alluminio anodizzato moka.

To the left: base units with doors, drawers and pull-out storage baskets in bianco extralight frosted glass with embossed lacquered carbone profile, sides and top in Dekton bianco. Work island-hood in steel and glass. Tall units with doors in metal lacquer bronzo and tall units with fumé glass doors, black anodized profile and integrated handle painted black. Below: a detail of the tall unit pull-out basket with internal drawers in walnut canaletto and equipment in walnut canaletto and anodized aluminium moka.








Nelle pagine precedenti: basi con ante, cassetti ed estrattori in vetro satinato bianco extrachiaro con sagoma in laccato goffrato carbone, fianchi e top in Dekton bianco. Cappa Work a isola in acciaio e vetro. Colonne con ante in laccato metallico bronzo e colonne con ante in vetro fumé. In appoggio sulle basi, piano snack Sydney in massello tinto olmo nero. Sgabelli Harmony con seduta in rovere spessart e struttura in cromo nero. A sinistra: colonne con ante in vetro fumé, profilo anodizzato nero e maniglia integrata verniciata nero. Sotto: dettaglio dell'anta con maniglia integrata e dei ripiani in vetro con telaio in alluminio anodizzato nero e illuminazione a led integrata.

Previous pages: base units with bianco extralight frosted glass doors, drawers and pull-out storage baskets with embossed lacquered carbone profile, sides and top in Dekton bianco. Work island-hood in steel and glass. Tall units with doors in metal lacquer bronzo and tall units with fumé glass doors. On the base units is the Sydney snack top in solid wood stained black elm. Harmony stools with seats in spessart oak and black chrome structure. To the left: tall units with fumé glass doors, black anodized profile and integrated black painted handle. Below: a detail of the door with integrated handle and glass shelves with black anodized aluminium frame and integrated led lighting.



A destra: colonne con ante in vetro fumé, profilo anodizzato nero e maniglia integrata verniciato nero. All'interno, ripiani in vetro con telaio in alluminio anodizzato nero e illuminazione a led integrata.

To the right: tall units with fumé glass doors, black anodized profile and integrated black painted handle. Inside, glass shelves with black anodized aluminium frame and integrated led lighting.





## TWELVE

Design Carlo Colombo and R&D Poliform

### Basi p 1200

Strutture: nobilitato grigio scuro.  
 Ante, cassetti ed estrattori: vetro satinato 2301 bianco extrachiaro, profilo anodizzato nero.  
 Profilo di apertura: sagoma laccato goffrato carbone.  
 Fianchi: Dekton bianco, spessore 12 mm.  
 Top: Dekton bianco con telaio di supporto laccato goffrato carbone.  
 Zoccoli: laccato goffrato carbone.

### Snack

Sydney: massello tinto olmo nero.

### Colonne p 600

Strutture: nobilitato grigio scuro.  
 Ante: laccato metallico bronzo.  
 Fianchi: laccato metallico bronzo, spessore 20 mm.  
 Distanziatori verticali: laccato opaco moka.  
 Zoccoli: laccato goffrato carbone.

### Colonne vetrina p 600

Strutture: nobilitato grigio scuro.  
 Ante: vetro 5059 fumé, profilo anodizzato nero.  
 Maniglia: integrata verniciato nero.  
 Fianchi: laccato goffrato carbone, spessore 12 mm.  
 Zoccoli: laccato goffrato carbone.

### Complementi

Sgabello Harmony: rovere spessart, struttura cromo nero.

### Base units d 47 1/4"

Structures: dark grey melamine.  
 Doors, drawers and pull-out storage baskets: etched glass 2301 bianco extralight, black anodized profile.  
 Opening profile: embossed lacquered carbone.  
 Side panels: Dekton bianco, thickness 1/2".  
 Top: Dekton bianco with support frame in embossed lacquered carbone.  
 Plinths: embossed lacquered carbone.

### Snack

Sydney: solid wood dyed black elm.

### Tall units d 23 1/2"

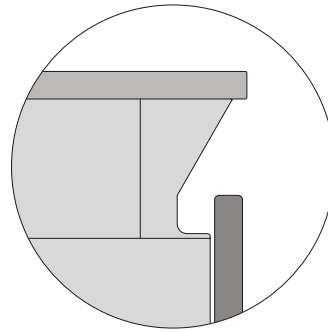
Structures: dark grey melamine.  
 Doors: metal lacquered bronzo.  
 Sides: metal lacquered bronzo, thickness 3/4".  
 Vertical spacers: moka mat lacquered.  
 Plinths: embossed lacquered carbone.

### Glass tall units d 23 1/2"

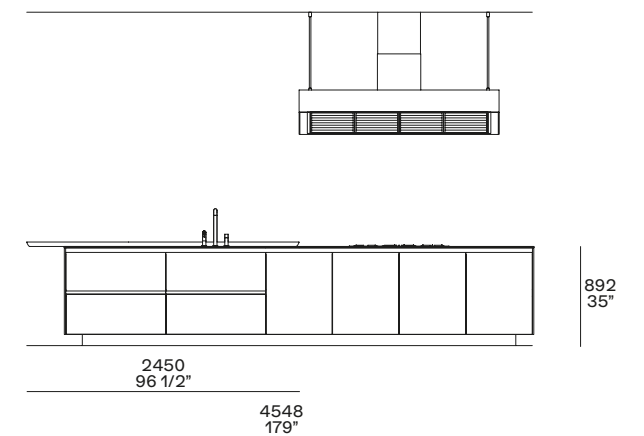
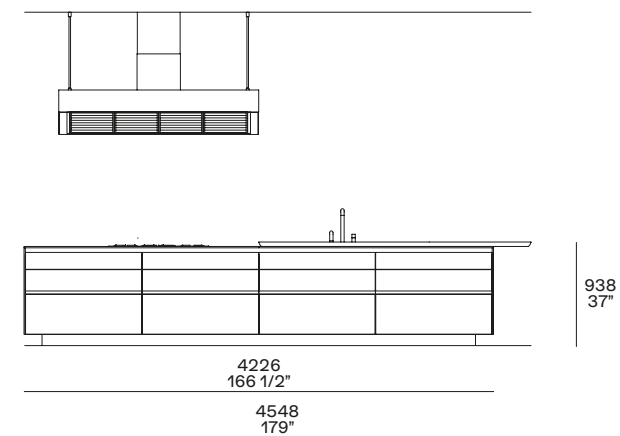
Structures: dark grey melamine.  
 Doors: glass 5059 fumé, profile black anodized.  
 Handle: integrated painted black.  
 Side panels: embossed lacquered carbone thickness 1/2".  
 Plinths: embossed lacquered carbone.

### Accessories

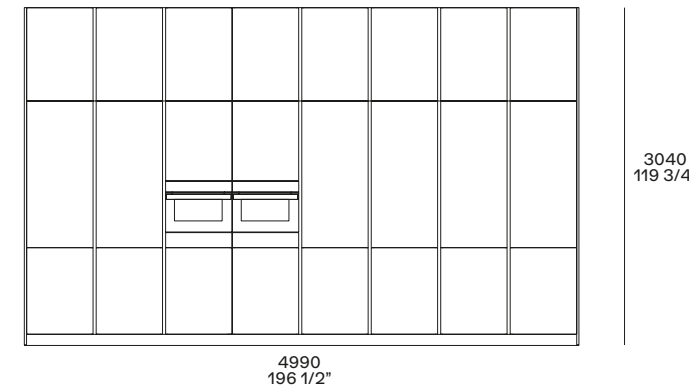
Stool Harmony: spessart oak, structure black chrome.



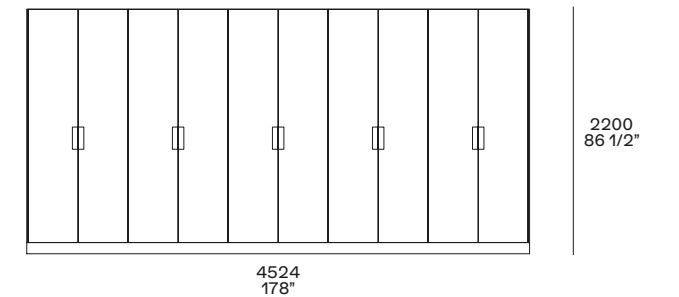
### Basi Base units



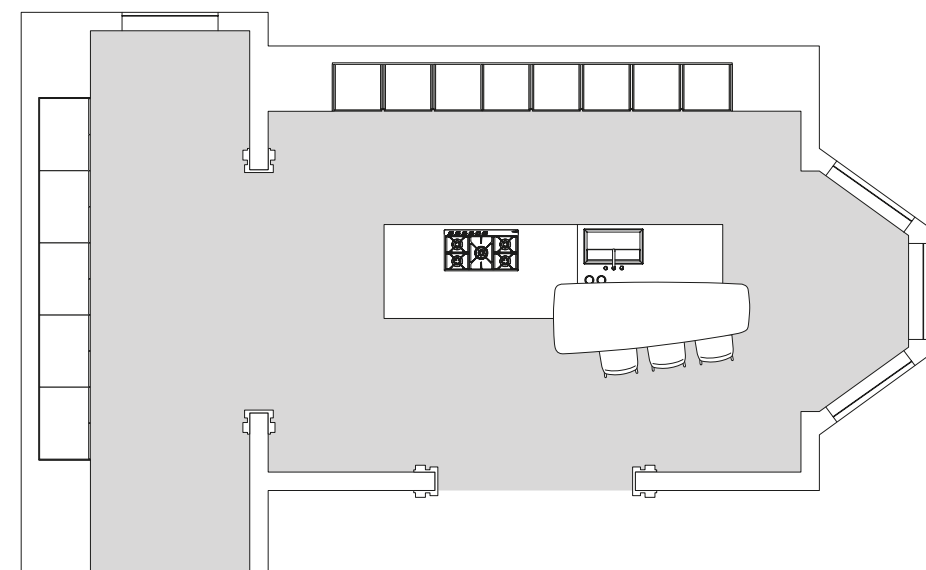
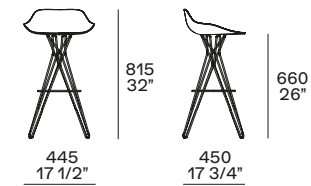
### Colonne Tall units



### Colonne vetrina Glass tall units



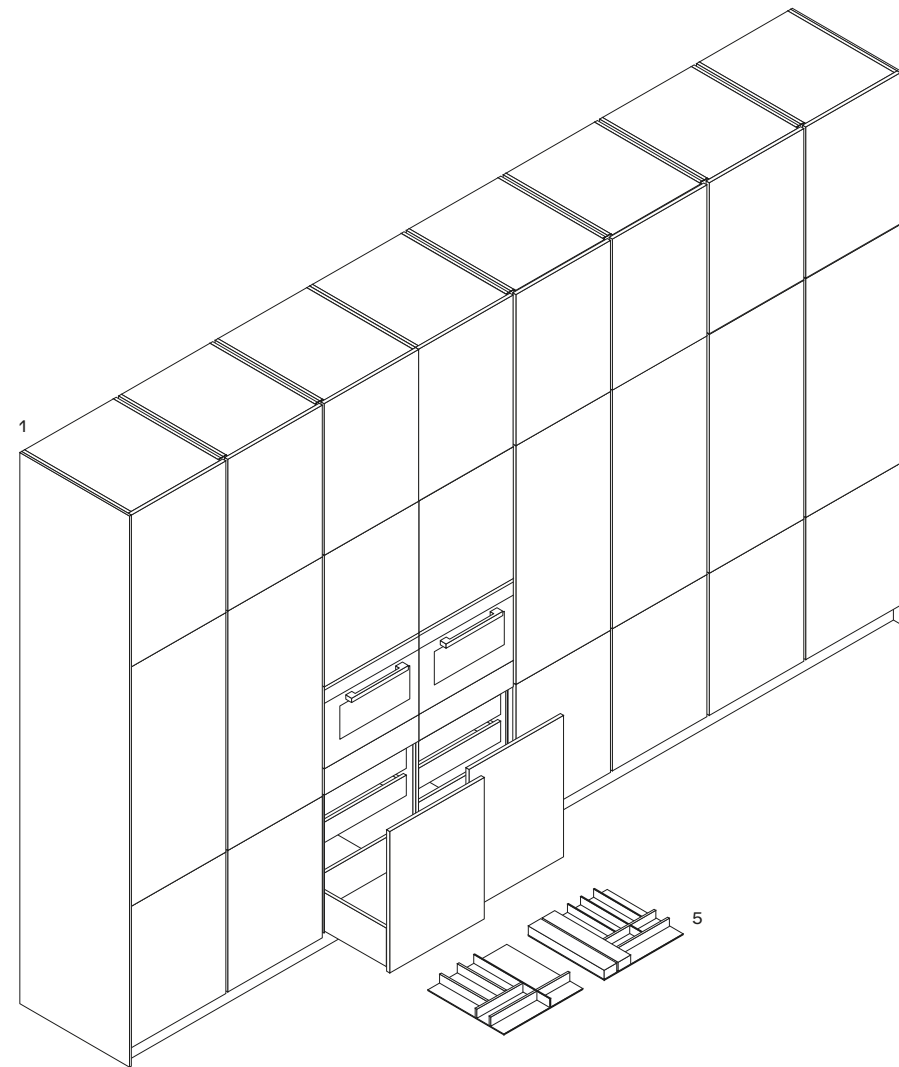
### Harmony Design Rodrigo Torres



- 1 Colonne con forni e frigoriferi con ante ad apertura battente ed estrattori, cassetti interni in noce canaletto e attrezzatura in noce canaletto e alluminio anodizzato moka.
- 2 Piano cottura filotop 5 fuochi in acciaio personalizzato Poliform by Barazza.

- 3 Lavello sottotop in acciaio personalizzato Poliform by Barazza.
- 4 Piano snack Sydney 2450 x 895.
- 5 Attrezzatura in noce canaletto e alluminio anodizzato moka per cassetti ed estrattori.

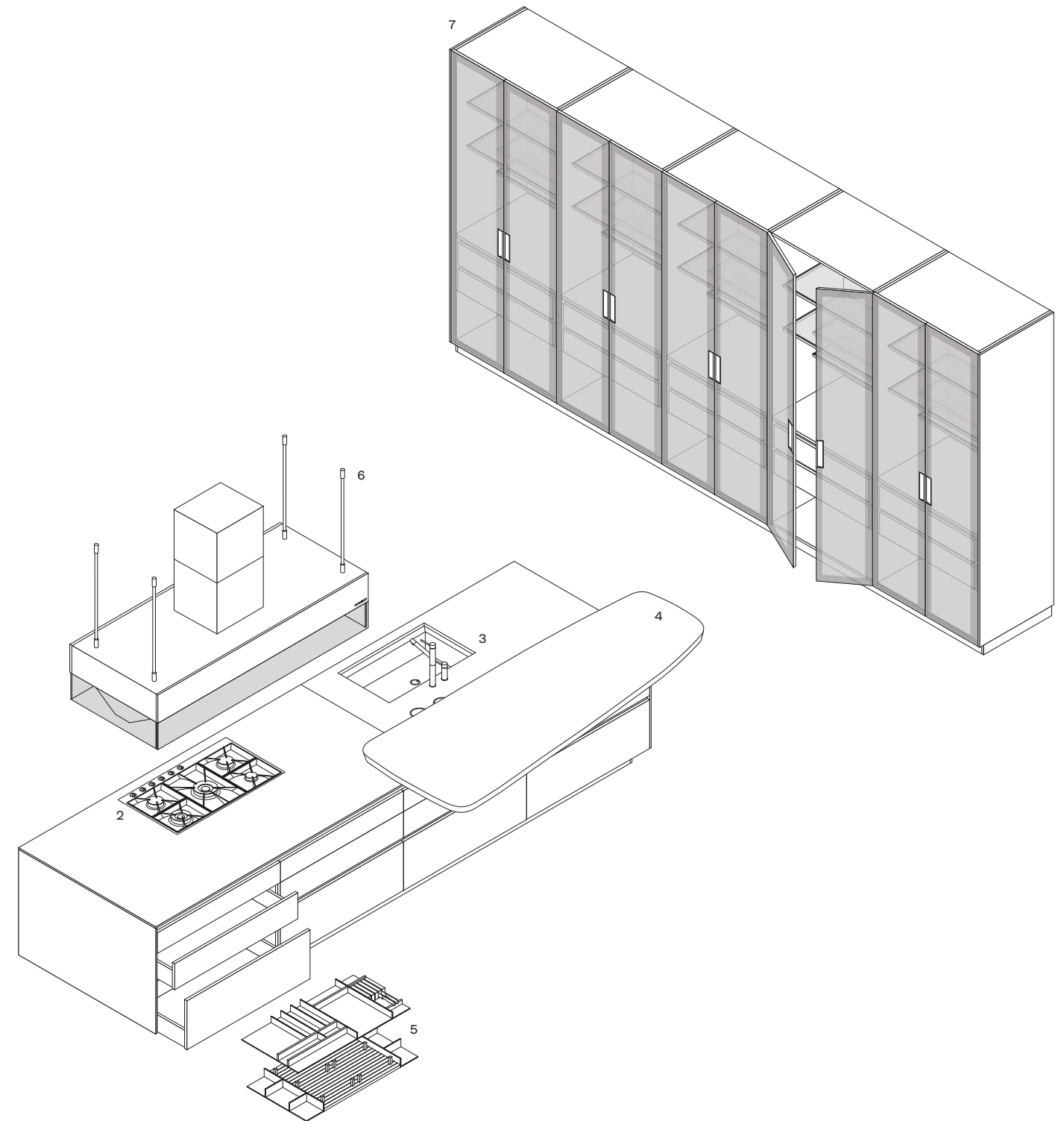
- 6 Cappa Work a isola in acciaio e vetro, personalizzata Poliform.
- 7 Colonne vetrina con ante ad apertura battente attrezzate con cassetti e ripiani in vetro con telaio in alluminio anodizzato nero.



- 1 Tall units with ovens and refrigerators, pull-out storage baskets for tall unit with internal drawers in walnut canaletto and equipment in walnut canaletto and anodized aluminium moka, leaf doors.
- 2 Flush-mount hob 5 burners in steel personalized Poliform by Barazza.

- 3 Undermount sink in steel personalized Poliform by Barazza.
- 4 Snack top Sydney 96 1/2" x 31 1/4".
- 5 Equipment in walnut canaletto and anodized aluminium moka for drawers and pull-out storage baskets.

- 6 Island-hood Work in steel and glass, personalized Poliform.
- 7 Glass tall units, leaf doors, equipped with drawers and glass shelves with black anodized aluminium frame.



A destra: basi con ante, cassetti ed estrattori in acciaio scotch brite antimpronta, top in acciaio Barazza con telaio di supporto in alluminio laccato carbone. Shaker con ripiani e tubi in laccato goffrato carbone e schienali in noce c.

To the right: base units with doors, drawers and pull-out storage baskets in anti-fingerprint scotch brite steel, top in Barazza steel with carbone lacquered aluminium. Shaker with shelves and bars in embossed lacquered carbone, back panels in walnut c.







Qui e nelle pagine precedenti: basi con ante, cassetti ed estrattori in acciaio scotch brite antimpronta, top in acciaio Barazza con telaio di supporto in alluminio laccato carbone. Colonne con ante in vetro satinato nero e telaio anodizzato nero. Piano snack Blade in noce canaletto massello. Sgabelli Harmony in rovere spessart e cromo nero.

This and previous pages: base units with doors, drawers and pull-out storage baskets in anti-fingerprint scotch brite steel, top in Barazza steel with carbone lacquered aluminium. Tall units with doors in black frosted glass and black anodized frame. Blade snack table in solid wood walnut canaletto. Harmony stools in spessart oak and black chrome.





A sinistra: basi con ante, cassetti ed estrattori in acciaio scotch brite antimpronta, top in acciaio Barazza con telaio di supporto alluminio laccato carbone. Colonne con ante in vetro satinato nero e telaio anodizzato nero. Shaker con ripiani e tubi laccato goffrato carbone, schienali in noce c.

To the left: base units with doors, drawers and pull-out storage baskets in anti-fingerprint scotch brite steel, top in Barazza steel with carbone lacquered aluminium. Tall units with doors in black frosted glass and black anodized frame. Shaker with shelves and bars in embossed lacquered carbone, back panels in walnut c.



A sinistra: dettaglio del cassetto interno verniciato brown con sistema di illuminazione interna a led. Attrezzatura in noce canaletto e alluminio anodizzato moka con portaposate, portacoltelli e portaspezie in porcellana. Sotto: dettaglio del caratteristico top con profilo d'apertura in alluminio laccato carbone. Ante in acciaio scotch brite antimpronta e piano in acciaio Barazza con telaio di supporto alluminio laccato carbone.

To the left: close-up of inner drawer painted brown with inner led lighting system. Equipment in walnut canaletto and moka anodized aluminium with pot rack, knife rack and spice rack in porcelain. Below: close-up of the characterizing top with lacquered carbone aluminium handle profile. Doors in scotch brite anti-fingerprint steel and top in Barazza steel with carbone lacquered aluminium.










Nelle pagine precedenti: basi con ante, cassetti, estrattori in acciaio scotch brite antimpronta, top in acciaio Barazza con telaio di supporto alluminio laccato carbone. Colonne con ante in vetro satinato nero con telaio in alluminio anodizzato nero. Shaker con ripiani e tubi laccato goffrato carbone, schienali in noce c. Piano snack Blade in noce canaletto massello e alluminio anodizzato moka. Sgabelli Harmony in rovere spessart e cromo nero. A sinistra: estrattore per colonna con anta in vetro satinato nero e telaio di alluminio anodizzato nero con sistema di illuminazione interna a led. Piattaia, cassetti interni e attrezzatura in noce canaletto e alluminio anodizzato moka. Sotto: contenitore porta-spezie in porcellana con coperchio in noce canaletto.

Previous pages: base units with doors, drawers and pull-out storage baskets in anti-fingerprint scotch brite steel, top in Barazza steel with carbone lacquered aluminium. Tall units with doors in black frosted glass and black anodized aluminium support frame. Shaker with shelves and bars in embossed lacquered carbone, back panels in walnut c. Blade snack table in solid wood walnut canaletto and moka anodized aluminium. Harmony stools in spessart oak and black chrome. To the left: pull-out storage basket for tall unit with black frosted glass door and black anodized aluminium frame with led lighting system. Plate rack, inner drawers and equipment in walnut canaletto and moka anodized aluminium. Below: porcelain spice container with walnut canaletto lid.



A destra: top in acciaio Barazza con telaio di supporto in alluminio laccato carbone. Piano cottura a cinque fuochi in acciaio saldato personalizzato Poliform by Barazza e cappa Downdraft a scomparsa in acciaio e vetro nero. Cassetti ed estrattori in acciaio scotch brite, interno in verniciato brown con piattina in noce canaletto.

To the right: top in Barazza steel with carbone lacquered aluminium support frame. Personalized soldered steel hob with five burners Poliform by Barazza and Downdraft retractable hood in steel and black glass. Drawers and pull-out storage baskets in scotch brite steel, interior painted brown with walnut canaletto plate holder.



## TWELVE

Design Carlo Colombo and R&D Poliform

### Basi p 1200

Strutture: nobilitato grigio scuro.  
Ante, cassetti ed estrattori: acciaio scotch brite antimpronta.  
Fianchi: acciaio scotch brite antimpronta, spessore 12 mm.  
Top: acciaio Barazza con telaio di supporto nero.  
Zoccoli: laccato carbone.

### Snack

Blade: massello noce canaletto.

### Colonne p 600

Strutture: nobilitato grigio scuro.  
Ante: vetro satinato nero 1303 con telaio in alluminio anodizzato nero.  
Fianchi: vetro satinato nero, spessore 12 mm.  
Distanziatori verticali: laccato carbone.

### Shaker p 120

Strutture: laccato goffrato carbone  
Schienali: noce c.  
Ripiani e tubi: laccato goffrato carbone.

### Complementi

Sgabello Harmony: rovere spessart e cromo nero.

### Base units d 47 1/4"

Structures: dark grey melamine.  
Doors, drawers and pull-out storage baskets: anti-fingerprint scotch brite steel.  
Side panels: anti-fingerprint scotch brite steel, thickness 1/2".  
Top: Barazza steel with black support frame.  
Plinths: lacquered carbone.

### Snack table

Blade: solid wood walnut canaletto.

### Tall units d 23 1/2"

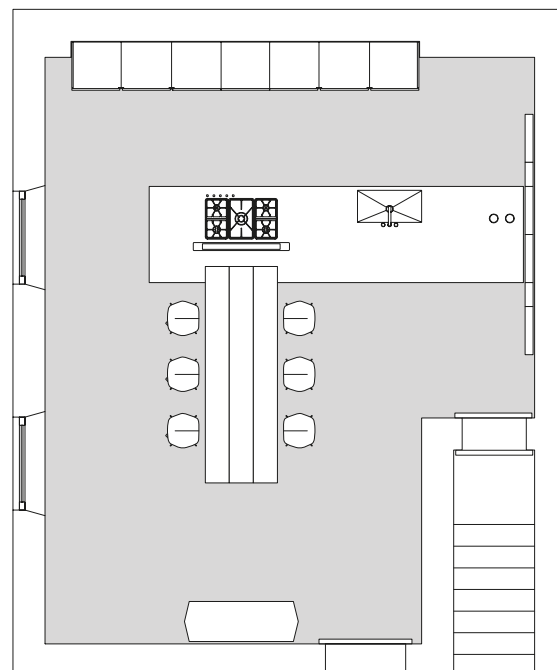
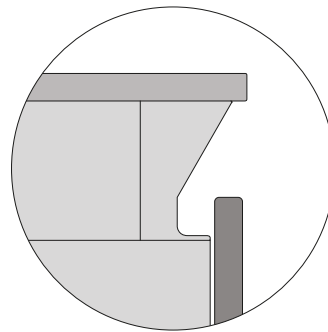
Structures: dark grey melamine.  
Doors: black 1303 frosted glass with black anodized aluminium frame.  
Side panels: black frosted glass, thickness 1/2".  
Vertical spacers: lacquered carbone.

### Shaker d 4 3/4"

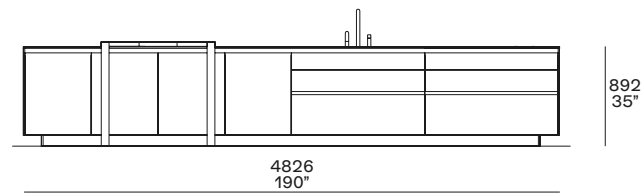
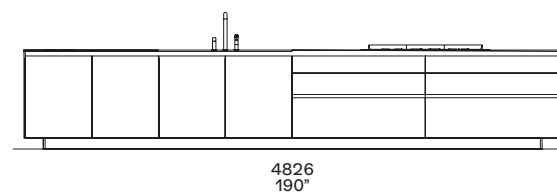
Structures: embossed lacquered carbone.  
Back panels: walnut c.  
Shelves and bars: embossed lacquered carbone.

### Accessories

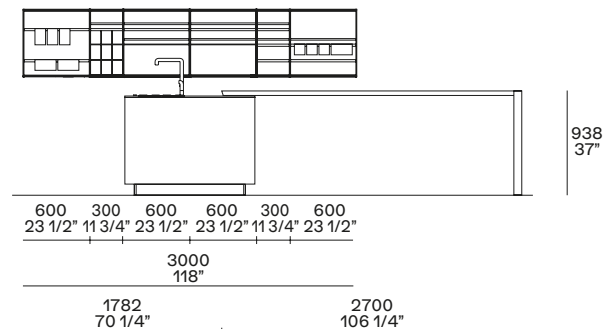
Harmony stool: spessart oak and black chrome.



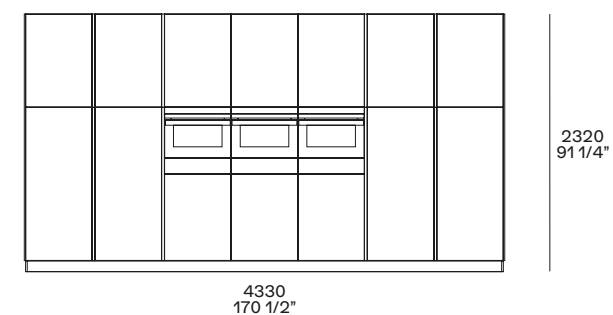
### Basi Base units



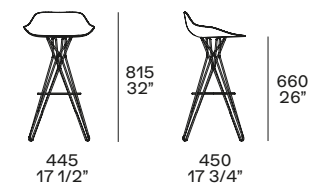
### Shaker Shaker



### Colonne Tall units



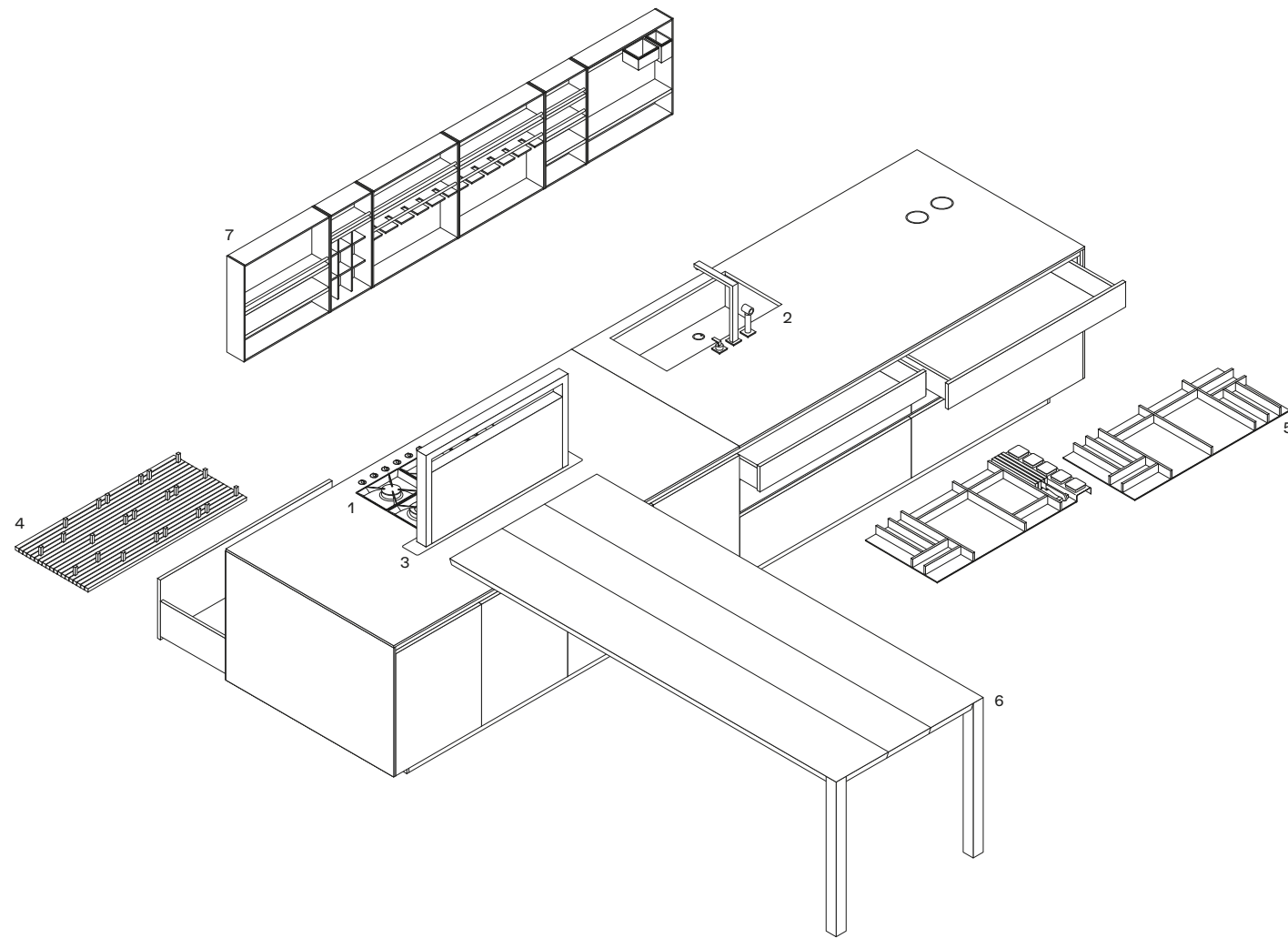
### Harmony Design Rodrigo Torres



- 1 Piano cottura 5 fuochi in acciaio saldato personalizzato Poliform by Barazza.
- 2 Lavello in acciaio saldato personalizzato Poliform by Barazza.
- 3 Cappa Downdraft in acciaio e vetro nero, filotop.

- 4 Attrezzatura in noce canaletto per estrattori.
- 5 Attrezzatura in noce canaletto e alluminio anodizzato moka per cassetti.
- 6 Piano snack Blade 2700x1022.

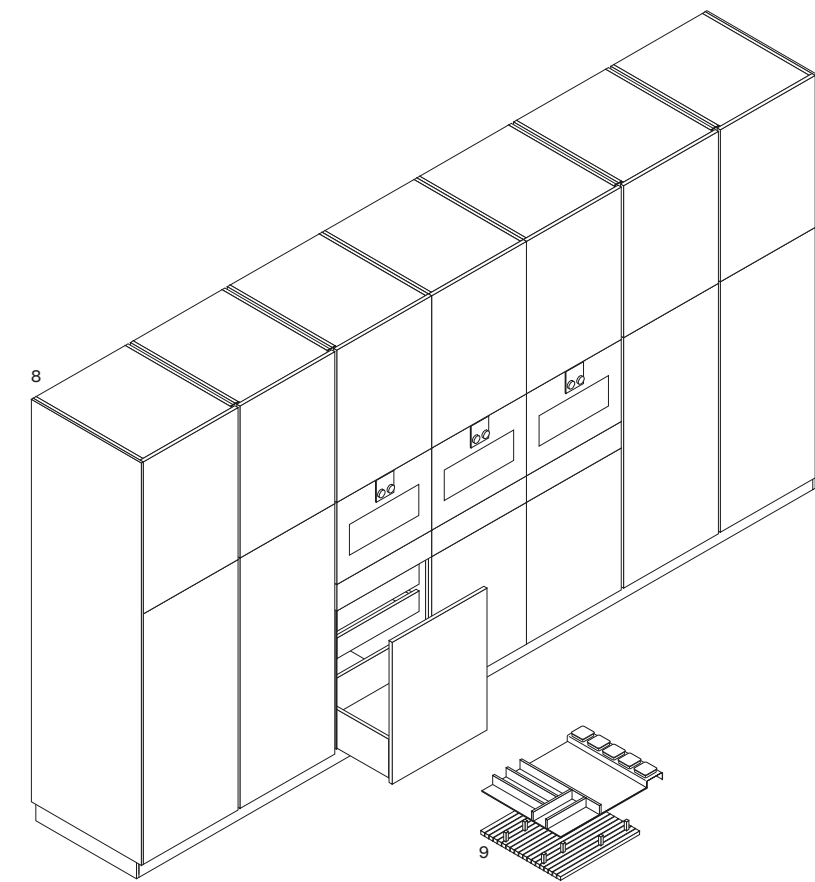
- 7 Shaker con ripiani, vani a giorno, portabicchieri e contenitori.
- 8 Colonne con forno e scaldavivande con ante ad apertura battente ed estrattori.
- 9 Attrezzatura in noce canaletto e alluminio anodizzato moka per cassetti interni ed estrattori.



- 1 Personalized soldered steel hob with 5 burners Poliform by Barazza.
- 2 Personalized soldered steel sink Poliform by Barazza.
- 3 Downdraft hood in steel and black glass, flush built-in.

- 4 Equipment in walnut canaletto for pull-out storage baskets.
- 5 Equipment in walnut canaletto and moka anodized aluminium for drawers.
- 6 Blade snack table 106 1/4" x 40 1/4".
- 7 Shaker with shelves, open compartments, glass racks and containers.

- 8 Tall units with oven and plate warmer, with leaf doors and pull-out storage baskets.
- 9 Equipment in walnut canaletto and moka anodized aluminium for inner drawers and pull-out storage baskets.






# ALEA

Spessore ridotto, apertura a gola e massima versatilità nella scelta delle finiture: sono le caratteristiche che rendono l'anta Alea unica per possibilità compositive e personalizzazione. Un design lineare fatto di superfici piane e volumi geometrici, capace di ridefinire l'ambiente cucina unendo all'altissima capacità operativa un'estetica minimale.

Reduced thickness, groove opening, and maximum versatility in the choice of finishes: these are the characteristics that make the Alea door unique for compositional possibilities and customisation. A linear design made of flat surfaces and geometric volumes, capable of redefining the kitchen environment by combining a very high operational capability with a minimalistic style.








Qui e nelle pagine precedenti: basi dell'isola con ante in laccato gofrato ghiaccio e top in DuPont Corian® pearl gray. In appoggio, piano snack in pietra stone brown levigata. Basi con ante ed estrattori in rovere spessart, top e schienali in pietra stone brown levigata. Cappa Flat verniciata nera a isola personalizzata Poliform. Colonne con ante in rovere spessart. Vano attrezzato con ante rientranti e illuminazione a led integrata. Sgabelli lcs in rovere spessart.

Previous and this page: island base units with doors in embossed lacquered ghiaccio, top in DuPont Corian® pearl gray. Snack top in stone brown mat finishing. Base units with doors and pull-out storage baskets in spessart oak, top and back panels in stone brown mat finishing. Poliform personalized Flat island-hood painted black. Tall units with doors in spessart oak. Equipped element with pocket doors and integrated led lighting. lcs stools in spessart oak.



A destra: basi dell'isola con ante in laccato goffrato ghiaccio, top in DuPont Corian® pearl gray. Colonne con ante in rovere spessart. Sotto: vano attrezzato con ante rientranti e illuminazione a led integrata.

To the right: island base units with doors in embossed lacquered ghiaccio, top in DuPont Corian® pearl gray. Tall units with doors in spessart oak. Below: equipped element with pocket doors and integrated led lighting.





Due dettagli delle colonne in rovere spessart e profilo in alluminio laccato carbone. Cesti estraibili in midollino. Sgabello lcs in rovere spessart.

Two close-ups of the tall units with a spessart oak finishing and carbone lacquered aluminium profile. Pull-out wicker baskets. lcs stool in spessart oak.







Nelle pagine precedenti: basi dell'isola con ante in laccato gofrato ghiaccio e top in DuPont Corian® pearl gray. Piano snack in pietra stone brown levigata. Basi con ante ed estrattori in rovere spessart, top e schienali in pietra stone brown levigata. Cappa Flat verniciata nera a isola personalizzata Poliform. Pensili con ante in vetro riflettente fumé e telaio in alluminio anodizzato nero. A sinistra: estrattore con ante laccato gofrato ghiaccio. Cassetti interni verniciati brown con sistema di illuminazione interna a led e attrezzatura in wengé. Sotto: dettaglio del profilo di apertura con sagoma in alluminio laccato carbone.


Previous pages: island base units with doors in embossed lacquered ghiaccio and top in DuPont Corian® pearl gray. Snack top in stone brown mat finishing. Base units with doors and pull-out storage baskets in spessart oak, top and back panels in stone brown mat finishing. Poliform personalized Flat island-hood painted black. Wall units with doors in fumé reflecting glass and frame in black anodized aluminium. To the left: pull-out storage basket with door in embossed lacquered ghiaccio. Inner drawers painted brown with inner led lighting system and equipment in wenge. Below: close-up of the opening profile in carbone mat lacquered aluminium.





Nelle pagine precedenti: basi dell'isola con ante in laccato goffrato ghiaccio e top in DuPont Corian® pearl gray. Piano snack in pietra stone brown levigata. Basi con ante ed estrattori in rovere spessart, top e schienali in pietra stone brown levigata. Pensili con ante in vetro riflettente fumé e telaio in alluminio anodizzato nero. A destra: top e schienali in pietra stone brown levigata. Piano Domino con piastra teppanyaki e friggitrice, lavello in finitura KE Gun Metal. Cappa Flat verniciata nera a isola personalizzata Poliform.

Previous pages: island base units with doors in embossed lacquered ghiaccio and top in DuPont Corian® pearl gray. Snack top in stone brown mat finishing. Base units with doors and pull-out storage baskets in spessart oak, top and back panels in stone brown mat finishing. Wall units with doors in fumé reflecting glass and frame in black anodized aluminium. To the right: top and back panels in stone brown mat finishing. Domino hob featuring teppanyaki griddle and deep fryer, sink with KE Gun Metal finishing. Poliform personalized Flat island-hood painted black.





A sinistra: basi con ante ed estrattori in rovere spessart, top e schienali in pietra stone brown levigata. Pensili con ante in vetro riflettente fumé e telaio in alluminio anodizzato nero. Sotto: particolare dell'anta dei pensili.

To the left: base units with doors and pull-out storage baskets in spessart oak, top and back panels in stone brown mat finishing. Wall units with doors in fumé reflecting glass and frame in black anodized aluminium. Below: close-up of wall unit door.



A destra: dettaglio degli estrattori in verniciato brown con sistema di illuminazione interna a led e attrezzatura in wengé. Sotto: particolare del profilo d'apertura con sagoma in alluminio laccato carbone.

To the right: close-up of pull-out storage baskets painted brown with inner led lighting system and equipment in wengé. Below: close-up of carbone lacquered aluminium handle profile.





## ALEA

Design R&D Poliform

### Basi p 700

Strutture: nobilitato grigio scuro.  
Ante ed estrattori: rovere spessart.  
Maniglie: sagoma alluminio laccato carbone.  
Top, schienali e fianchi: pietra stone brown levigata, spessore 20 mm.  
Zoccoli: alluminio laccato carbone.

### Snack

Piano: pietra stone brown levigata.  
Struttura: alluminio laccato carbone.

### Isola p 700

Strutture: nobilitato grigio scuro.  
Top: DuPont Corian® pearl gray, spessore 20 mm.  
Ante ed estrattori: laccato gofrato ghiaccio.  
Maniglie: sagoma alluminio laccato carbone.  
Fianchi: laccato gofrato ghiaccio, spessore 6 mm.  
Zoccoli: alluminio laccato carbone.

### Colonne p 700

Strutture: nobilitato grigio scuro.  
Ante: rovere spessart.  
Fianchi: rovere spessart, spessore 20 mm.  
Distanziatori verticali: rovere spessart.  
Zoccoli: alluminio laccato carbone.

### Pensili vetrina p 350

Strutture: nobilitato grigio scuro.  
Ante: vetro riflettente fumé con telaio alluminio anodizzato nero.  
Fianchi: laccato gofrato carbone, spessore 6 mm.

### Complementi

Sgabello Ics: rovere spessart.

### Base units d 27 1/2"

Structures: dark grey melamine.  
Doors and pull-out storage baskets: spessart oak.  
Handles: carbone lacquered aluminium profile.  
Top, back panels and side panels: stone brown mat finishing, thickness 3/4".  
Plinths: carbone lacquered aluminium.

### Snack

Top: stone brown mat finishing.  
Structure: carbone lacquered aluminium.

### Island d 27 1/2"

Structures: dark grey melamine.  
Top: DuPont Corian® pearl gray, thickness 3/4".  
Doors and pull-out storage baskets: embossed lacquered ghiaccio.  
Handles: carbone lacquered aluminium profile.  
Side panels: embossed lacquered ghiaccio, thickness 1/4".  
Plinths: carbone lacquered aluminium.

### Tall units d 27 1/2"

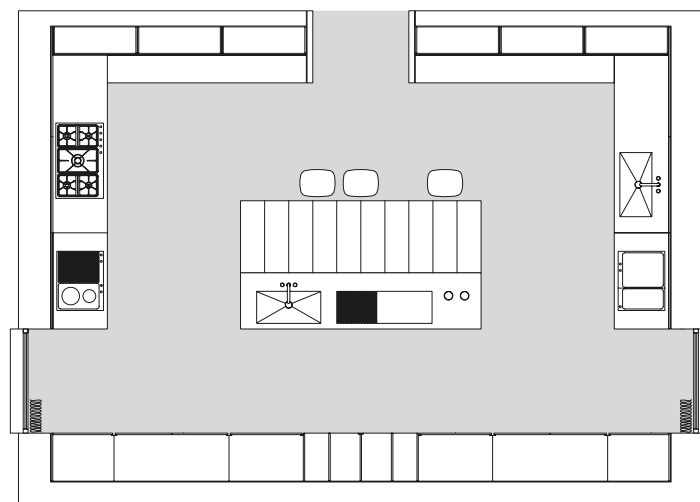
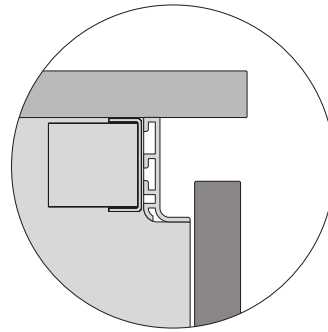
Structures: dark grey melamine.  
Doors: spessart oak.  
Side panels: spessart oak, thickness 3/4".  
Vertical spacers: spessart oak.  
Plinths: carbone lacquered aluminium.

### Glass wall units d 13 3/4"

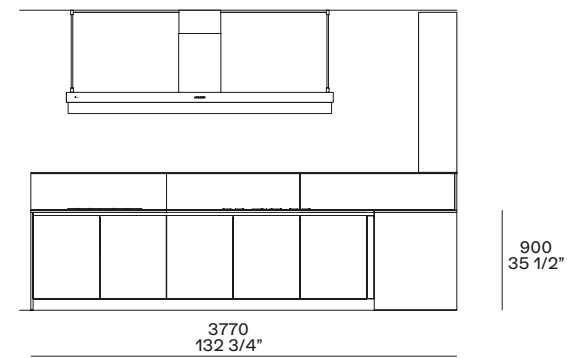
Structures: dark grey melamine.  
Doors: fumé reflecting glass with frame in black anodized aluminium.  
Side panels: embossed lacquered carbone, thickness 1/4".

### Accessories

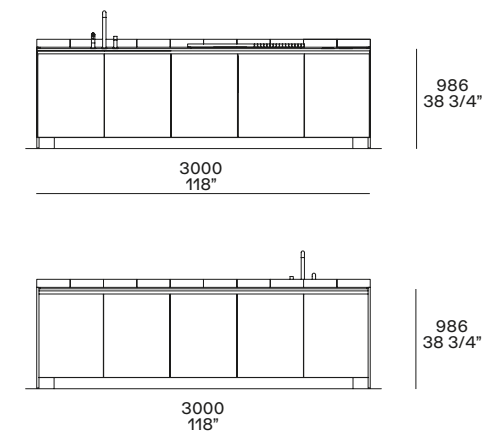
Ics stool: spessart oak.



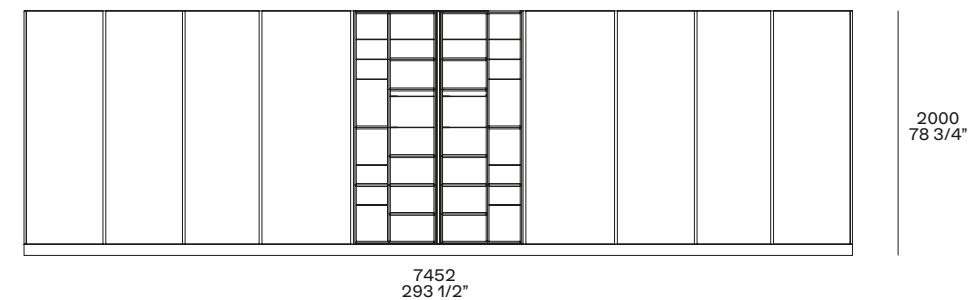
### Basi Base units



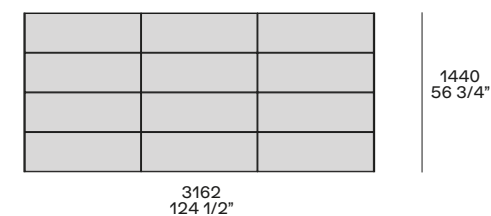
### Isola Island



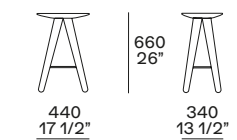
### Colonne Tall units



### Pensili vetrina Glass wall units



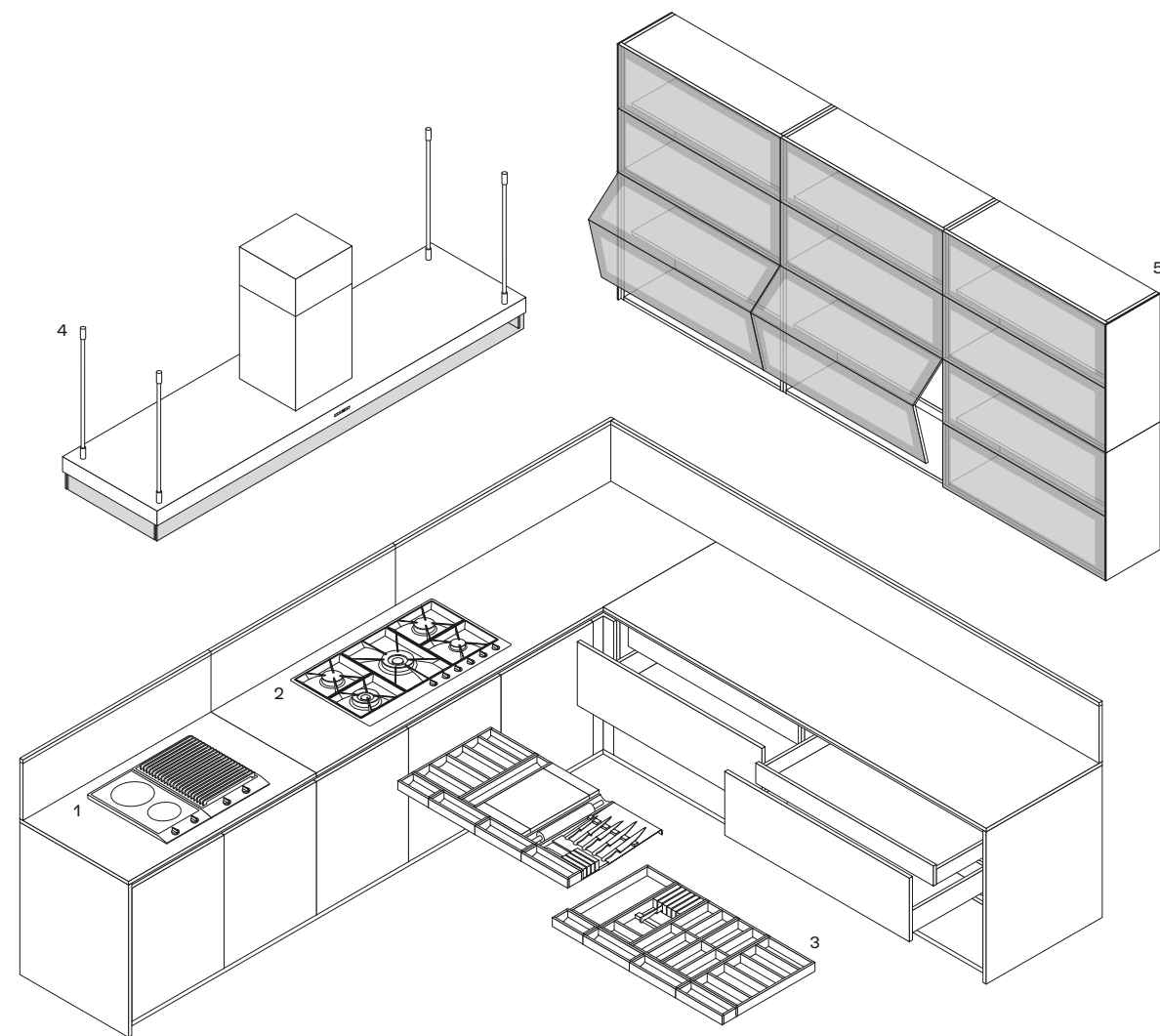
### Ics Design Rodrigo Torres



- 1 Piano cottura Domino a induzione e grill elettrico.
- 2 Piano cottura 5 fuochi personalizzato Poliform by Barazza.
- 3 Attrezzatura in wengé e acciaio per cassetti interni.

- 4 Cappa Flat verniciato nero a isola personalizzata Poliform.
- 5 Pensili vetrina con apertura a ribalta e a libro.
- 6 Piastra Teppanyaki e friggitrice elettrica.

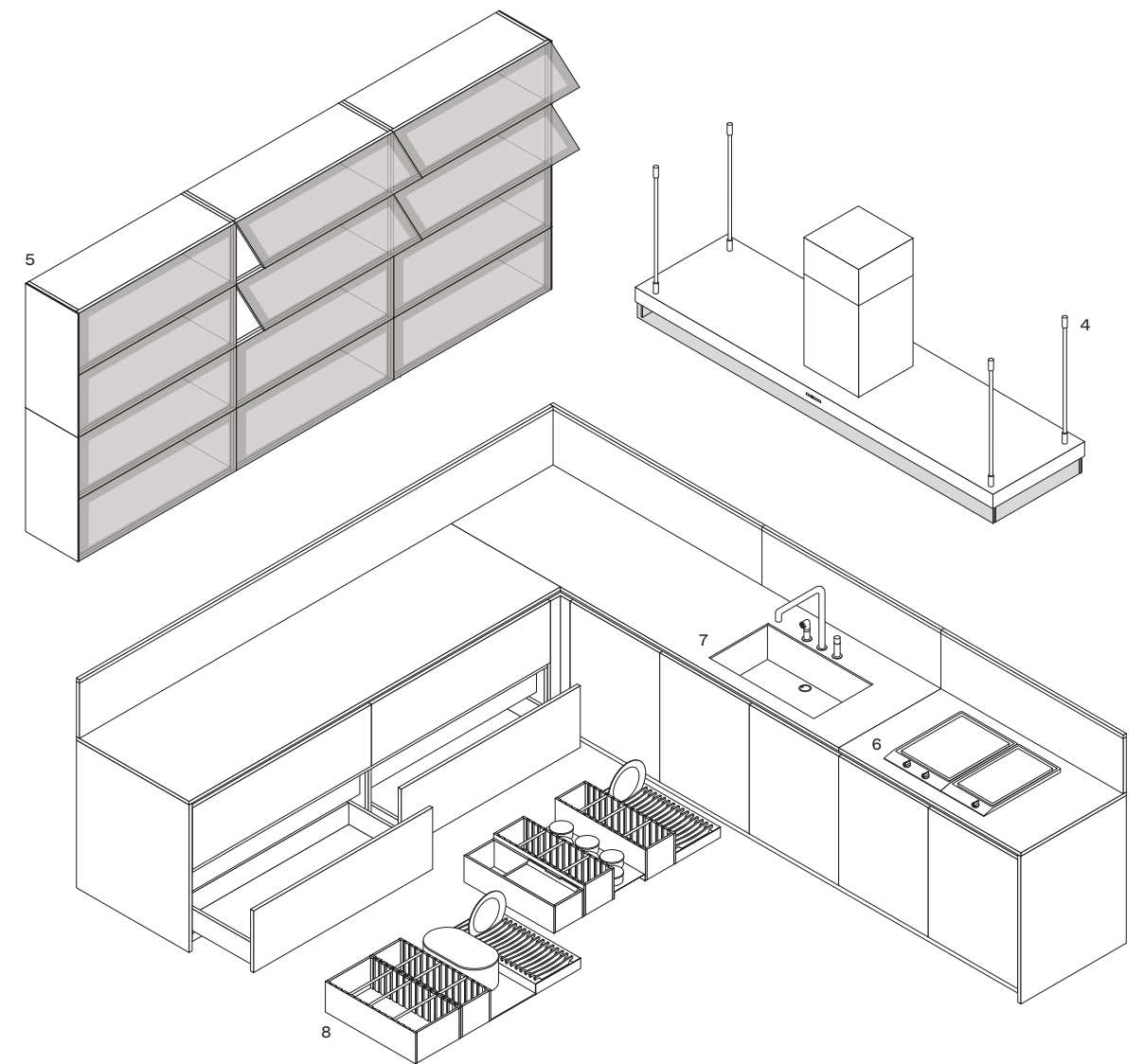
- 7 Lavello finitura KE Gun Metal, incasso sottotop.
- 8 Attrezzatura in wengé e acciaio per estrattori.



- 1 Domino induction hob and electric grill.
- 2 Personalized hob with 5 burners Poliform by Barazza.
- 3 Equipment for inner drawers in wenge and steel.

- 4 Poliform personalized Flat island-hood painted black.
- 5 Wall units with glass folding and flap doors.
- 6 Teppanyaki griddle and electric deep fryer.

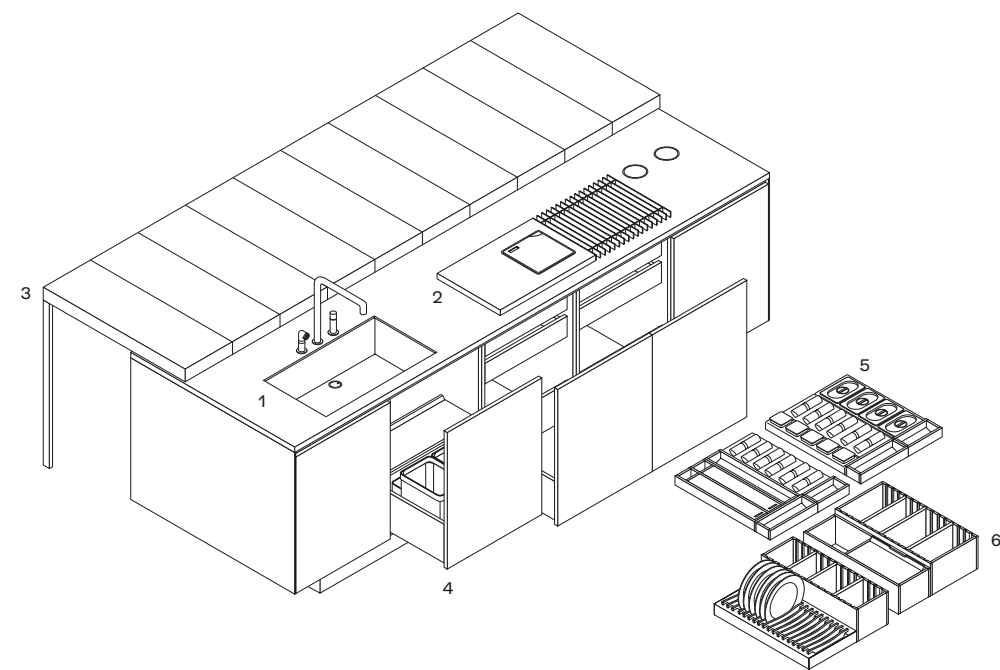
- 7 Sink with KE Gun Metal finishing, under-top-mounted built-in.
- 8 Equipment for pull-out storage baskets in wenge and steel.



- 1 Lavello finitura KE Gun Metal, incasso sottotop.
- 2 Tagliere con bilancia elettronica e griglia portapentole.
- 3 Piano snack 3000 x 900.

- 4 Estrattore sottolavello con portarifiuti.
- 5 Attrezzatura in wengé e acciaio per cassetti interni.
- 6 Attrezzatura in wengé e acciaio per estrattori.

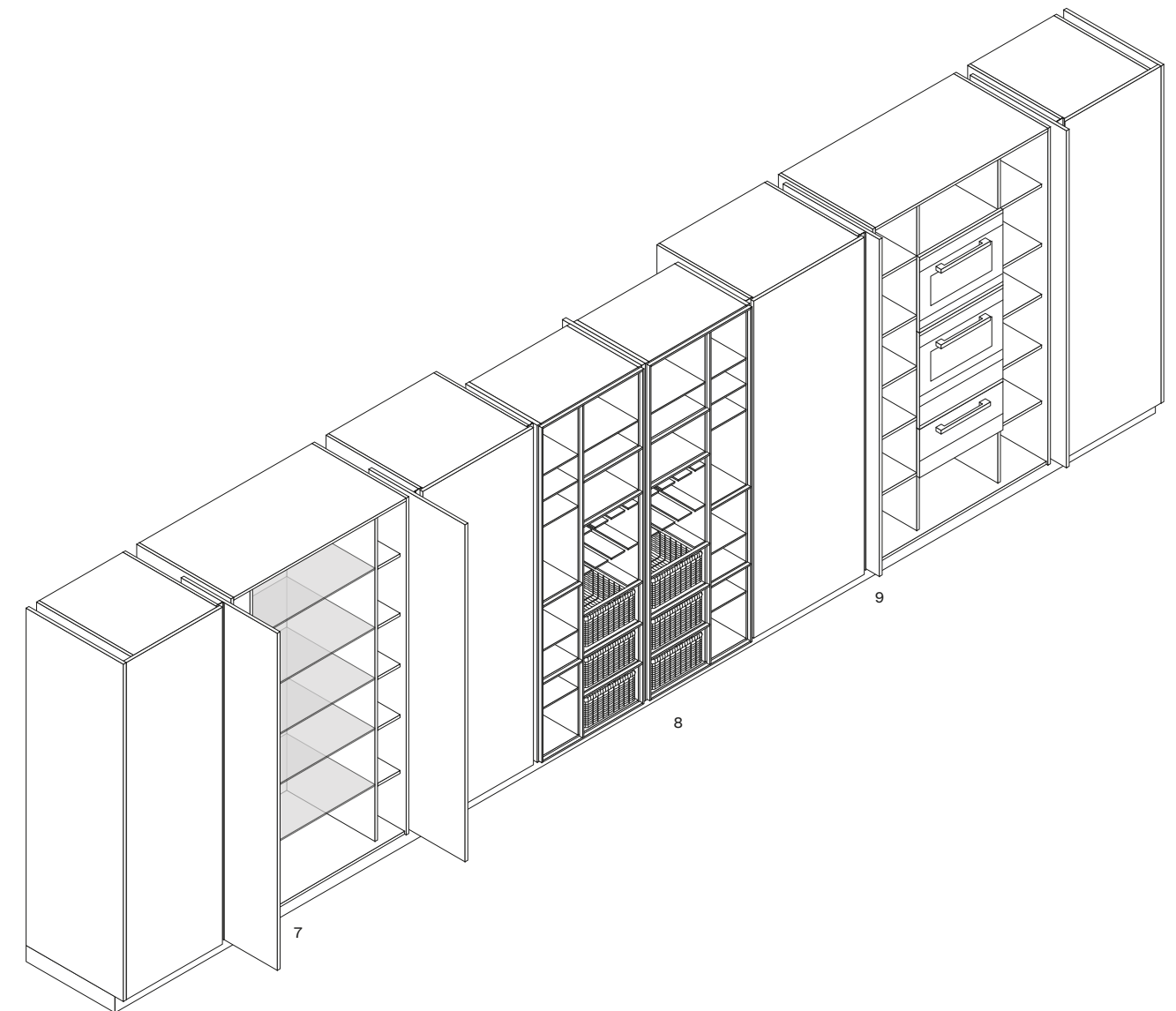
- 7 Colonne con ante rientranti, vani a giorno e vano centrale con ripiani in vetro.
- 8 Colonna a giorno con cesti in midollino.
- 9 Colonne con ante rientranti, vani a giorno e forni.



- 1 Sink with KE Gun Metal finishing, under-top-mounted built-in.
- 2 Chopping board with electronic scale and steel pot rack.
- 3 Snack table 118"x 35 1/2".

- 4 Pull-out storage basket with under-sink waste bin.
- 5 Equipment for inner drawers in wenge and steel.
- 6 Equipment for pull-out storage baskets in wenge and steel.

- 7 Tall units with pocket doors, open elements and central element with glass shelves.
- 8 Open tall unit with wicker baskets.
- 9 Tall units with pocket doors, open elements and oven.



A destra: basi con ante, cassetti ed estrattori in nobilitato larice sabbia, top in laminato tuttocolore touch nero. Shaker con ripiani e tubi in laccato goffrato carbone. Mensola sopra Shaker in laccato goffrato carbone. Schienali in laminato tuttocolore touch nero.

To the right: base units with doors, drawers and pull-out storage baskets in larch sabbia melamine, top in laminate tuttocolore touch nero. Shaker with shelves and bars in embossed lacquered carbone. Shelf above Shaker in carbone embossed lacquered finishing. Backs in laminate tuttocolore touch nero.







Nelle pagine precedenti: basi con ante, cassetti ed estrattori in nobilitato larice sabbia, top in laminato tuttocolore touch nero. Pensili con ante nobilitato silk bronzo. Shaker con schienali in laminato tuttocolore touch nero con ripiani e tubi in laccato goffrato carbone. Mensola sopra Shaker in laccato goffrato carbone. Schienali in laminato tuttocolore touch nero. A sinistra: dettaglio del pensile in nobilitato silk bronzo con ripiani interni in nobilitato grigio scuro.

Previous pages: base units with doors, drawers and pull-out storage baskets in larch sabbia melamine, top in laminate tuttocolore touch nero. Wall units with doors in bronzo silk melamine. Shaker with backs in laminate tuttocolore touch nero with shelves and bars in embossed lacquered carbone. Shelf above Shaker in carbone embossed lacquered finishing. Backs in laminate tuttocolore touch nero. To the left: close-up of the wall unit in bronzo silk melamine with inner shelves in dark grey melamine.



Nelle pagine precedenti: basi con ante, cassetti ed estrattori in nobilitato larice sabbia, top in laminato tuttocolore touch nero. Pensili con ante nobilitato silk bronzo. Shaker con schienali in laminato tuttocolore touch nero con ripiani e tubi in laccato goffrato carbone. Mensola sopra Shaker in laccato goffrato carbone. Schienali in laminato tuttocolore touch nero. A destra e sotto: dettagli dell'interno di cassetti ed estrattori con sistema di illuminazione a led. Attrezzatura in noce canaletto e alluminio anodizzato moka con piattaja, portaposate, portacoltelli e portaspezie in porcellana.

Previous pages: base units with doors, drawers and pull-out storage baskets in larch sabbia melamine, top in laminate tuttocolore touch nero. Wall units with doors in bronzo silk melamine. Shaker with backs in tuttocolore touch nero with shelves and bars in embossed lacquered carbone. Shelf above Shaker in carbone embossed lacquered finishing. Backs in laminate tuttocolore touch nero. To the right and below: close-up of inner drawers and pull-out storage basket with led lighting system. Inner equipment in walnut canaletto and moka anodized aluminium with plate holder, cutlery canteen, knife rack and spice holders in porcelain.







A sinistra: basi con ante, cassetti ed estrattori in nobilitato larice sabbia, top e schienali in laminato tuttocolore touch nero. Top con lavelli integrati in laminato tuttocolore touch nero, piano cottura a cinque fuochi in acciaio personalizzato Poliform by Barazza, tagliere in DuPont Corian® glacier white con bilancia elettronica e griglia portapentole in acciaio. Pensili con ante in nobilitato silk bronzo. Shaker con ripiani e tubi laccato goffrato carbone, contenitori in DuPont Corian® glacier white. Mensola sopra Shaker in laccato goffrato carbone. Sotto: top con lavello integrato in laminato tuttocolore touch nero e fondo in acciaio. Estrattori in nobilitato larice sabbia con sistema di illuminazione interna a led.

To the left: base units with doors, drawers and pull-out storage baskets in larch sabbia melamine. Worktop and backs in laminate tuttocolore touch nero. Top with integrated sinks in laminate tuttocolore touch nero, personalized hob Poliform by Barazza with five burners in steel, chopping board in DuPont Corian® glacier white with electronic scale and pot holder grid in steel. Wall units with doors in bronzo silk melamine. Shaker with carbone embossed lacquered shelves and bars, holders in DuPont Corian® glacier white. Shelf above Shaker in carbone embossed lacquered. Below: worktop with integrated sink in laminate tuttocolore touch nero and steel bottom. Pull-out storage baskets in larch sabbia melamine with inner led lighting system.





A sinistra: colonne ed estrattori in nobilitato silk bronzo. Tavolo Concorde in rovere spessart con piano in marmo calacatta oro e piano girevole opzionale in rovere spessart. Sedie Grace in rovere spessart rivestite in tessuto Olimpia 112 prugna. Pouf Play in tessuto Persia 1401 oliva.

To the left: tall units and pull-out storage baskets in bronzo silk melamine. Concorde table in spessart oak, top in calacatta oro marble and optional swivel top in spessart oak. Grace chairs in spessart oak with fabric covering Olimpia 112 prugna. Play pouf in fabric Persia 1401 oliva.





Nelle pagine precedenti: colonne con ante e ripiani in vetro riflettente bronzato, con sistema di illuminazione interna a led. Tavolo Concorde in rovere spessart con piano in marmo calacatta oro e piano girevole opzionale in rovere spessart. Sedie Grace in rovere spessart e rivestimento in tessuto Olimpia 112 prugna. Pouf Play in tessuto Persia 1401 oliva. A sinistra: dettaglio delle colonne con ante e ripiani in vetro riflettente bronzato e sistema di illuminazione interna a led.

Previous pages: tall units with bronzed reflecting glass doors and inner shelves, with inner led lighting system. Concorde table in spessart oak, top in calacatta oro marble and optional swivel top in spessart oak. Grace chairs in spessart oak with fabric covering Olimpia 112 prugna. Play pouf in fabric Persia 1401 oliva. To the left: close-up of the tall units with bronzed reflecting glass doors and inner shelves with inner led lighting system.

## ALEA

Design R&D Poliform

### Basi p 700

Strutture: nobilitato grigio scuro.  
Ante, cassetti ed estrattori:  
nobilitato larice sabbia.  
Top: laminato tuttocolore touch  
nero, 20 e 52 mm.  
Fianchi: nobilitato larice sabbia.  
Schienali: laminato tuttocolore touch nero.  
Zoccoli: laccato opaco metallizzato bronzo.

### Colonne p 600

Strutture: nobilitato grigio scuro.  
Ante: nobilitato silk bronzo.  
Distanziatori verticali e zoccoli:  
laccato opaco metallizzato bronzo.

### Pensili p 340

Strutture: nobilitato grigio scuro.  
Ante: nobilitato silk bronzo.  
Maniglie: sagoma luminosa.  
Fianchi: nobilitato silk bronzo.  
Ripiani: nobilitato grigio scuro,  
spessore 18 mm.

### Pensili vetrina p 340

Strutture: nobilitato grigio scuro.  
Ante: vetro riflettente bronzato con telaio  
alluminio verniciato bronzato.  
Ripiani interni: vetro riflettente bronzato.  
Maniglie: apertura a scatto.

### Shaker p 120

Strutture: laccato goffrato carbone.  
Ripiani e tubi: laccato goffrato carbone.  
Mensola: laccato goffrato carbone, 52 mm.

### Complementi

Tavolo Concorde: struttura e piano  
girevole rovere spessart, piano marmo  
calacatta oro opaco.  
Sedia Grace: seduta in tessuto Olimpia  
112 prugna, gambe rovere spessart.  
Pouf Play: tessuto Persia 1401 oliva.

### Base units d 27 1/2"

Structures: dark grey melamine.  
Doors, drawers and pull-out baskets:  
larch sabbia melamine.  
Top: laminate tuttocolore touch nero,  
thickness 3/4" and 2".  
Sides: larch sabbia melamine.  
Backs: laminate tuttocolore touch nero.  
Plinths: mat lacquered metallic bronzo.

### Tall units d 23 1/2"

Structures: dark grey melamine.  
Doors: bronzo silk melamine.  
Vertical spacers and plinths: mat  
lacquered metallic bronzo.

### Wall units d 13 1/2"

Structures: dark grey melamine.  
Doors: bronzo silk melamine.  
Handles: lighted shape.  
Sides: bronzo silk melamine.  
Shelves: dark grey melamine,  
thickness 3/4".

### Glass wall units d 13 1/2"

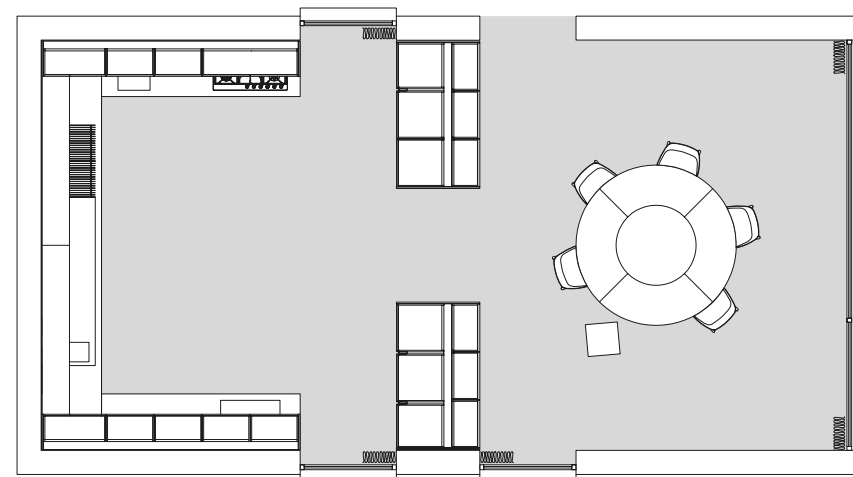
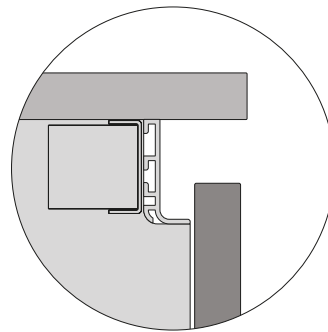
Structures: dark grey melamine.  
Doors: bronzed reflecting glass with  
bronzed painted aluminium frame.  
Inner shelves: bronzed reflecting glass.  
Handles: touch latch opening.

### Shaker d 4 3/4"

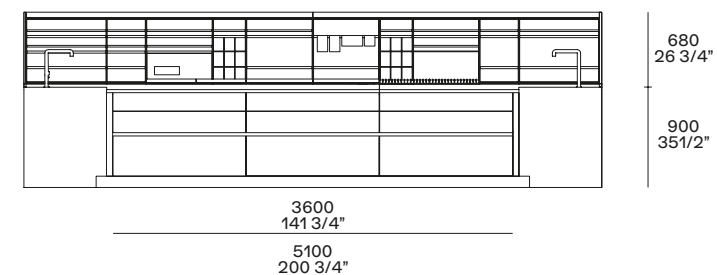
Structures: carbone embossed lacquered.  
Shelves and bars: carbone  
embossed lacquered.  
Shelf: carbone embossed lacquered,  
thickness 2".

### Accessories

Concorde table: structure and swivel  
top in spessart oak, top in calacatta oro  
mat marble.  
Grace chair: seat in fabric Olimpia 112  
prugna, legs in spessart oak.  
Play pouf: fabric Persia 1401 oliva.



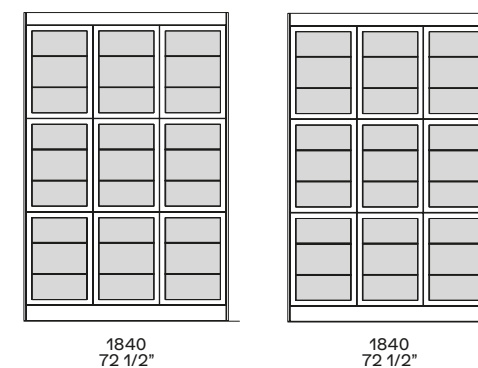
### Basi e Shaker Base units and Shaker



### Basi e pensili Base units and wall units



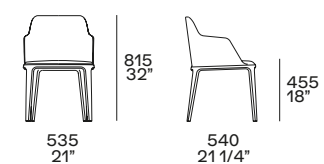
### Pensili vetrina Glass wall units



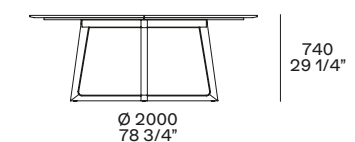
### Colonne Tall units



### Grace Design Emmanuel Gallina



### Concorde Design Emmanuel Gallina



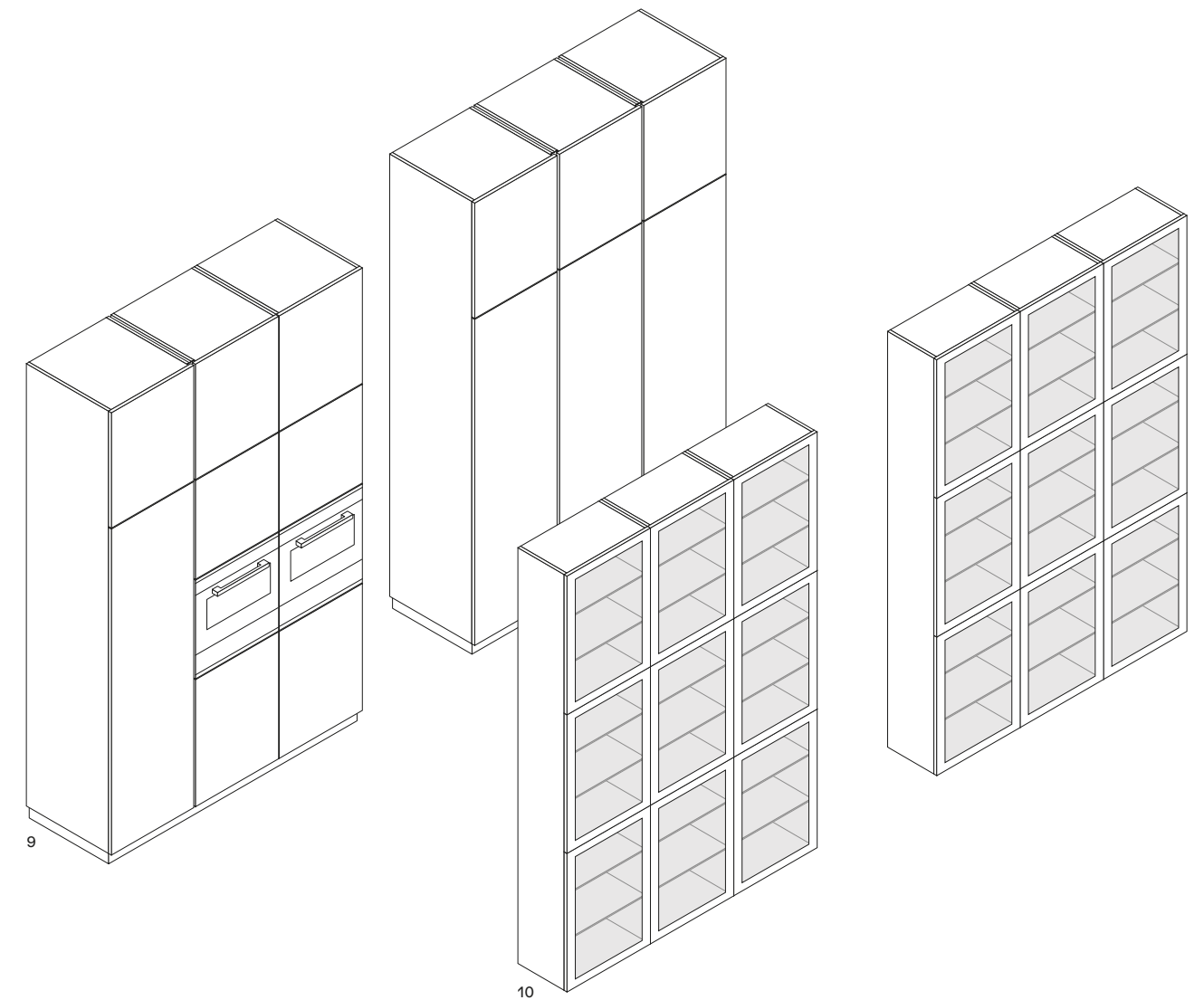
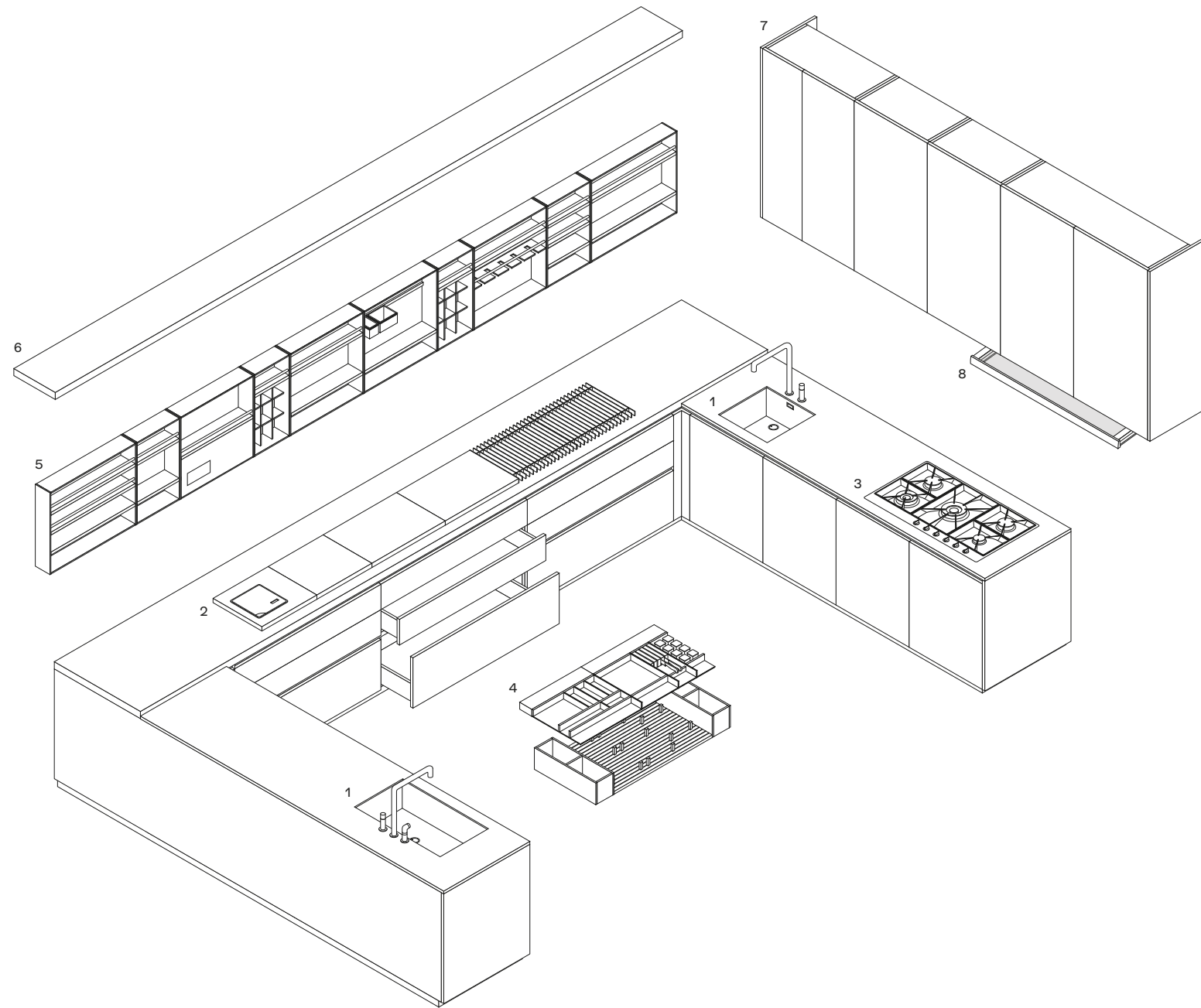
- 1 Lavello integrato in laminato tuttocolore touch nero con fondo acciaio.
- 2 Tagliere con bilancia elettronica e griglia portapentole.
- 3 Piano cottura 5 fuochi personalizzato Poliform by Barazza, incasso filotop.

- 4 Attrezzatura in noce canaletto e alluminio anodizzato moka per cassetti ed estrattori.
- 5 Shaker con ripiani, vani a giorno, portabicchieri e contenitori.
- 6 Mensola p 345.
- 7 Pensili con ante ad apertura battente.

- 8 Cappa a scomparsa in acciaio personalizzata Poliform.
- 9 Colonne con forni, e frigo/congelatore con ante ad apertura battente ed estrattori.
- 10 Pensili vetrina con ante ad apertura battente e ripiani interni.

- 1 Integrated sink in laminate tuttocolore touch nero with bottom in steel.
- 2 Chopping board with electronic scale and pot holder grid.
- 3 Personalized hob with 5 burners Poliform by Barazza, flush built-in.

- 4 Equipment in walnut canaletto and moka anodized aluminium for drawers and pull-out baskets.
- 5 Shaker with shelves, open units, glass holders and holders.
- 6 Shelf d 13 1/2".
- 7 Wall units with leaf doors.
- 8 Personalized hidden hood Poliform in steel.
- 9 Tall units with ovens, fridge and freezer with leaf doors and pull-out baskets.
- 10 Glass wall units with leaf doors and inner shelves.



A destra: basi e isola con ante, cassetti ed estrattori in laminato touch bianco e top in laminato tuttocolore touch bianco con inserto colore nero. Cappa Flat a isola in acciaio personalizzata Poliform. Mensola in laccato gofrato castoro con schienale in laminato tuttocolore touch castoro. Schienali in pietra fossena fiammata. Piano snack in rovere spessart. Sgabelli Ventura in olmo nero e pelle Soft 14 oliva.

To the right: base units and island with doors, drawers and pull-out storage baskets in laminate touch bianco and top in laminate tuttocolore touch bianco with insert in black colour. Poliform personalized island-hood Flat in steel. Castoro embossed lacquered shelf with back in laminate tuttocolore touch castoro. Backs in fossena stone blaze. Snack top in spessart oak. Ventura stools in black elm and leather Soft 14 oliva.









Nelle pagine precedenti: basi e isola con ante, cassetti ed estrattori in laminato touch bianco e top in laminato tuttocolore touch bianco con inserto colore nero. Cappa Flat a isola in acciaio personalizzata Poliform. Pensili e colonne con ante in laminato touch castoro. Mensola in laccato goffrato castoro con schienale in laminato tuttocolore touch castoro. Schienali in pietra fossena fiammata. Piano snack in rovere spessart. Sgabelli Ventura in olmo nero e pelle Soft 14 oliva. A sinistra: isola con ante ed estrattori laminato touch bianco. Top in laminato tuttocolore touch bianco con lavello integrato, grill elettrico e piastra teppanyaki. Cappa Flat a isola in acciaio personalizzata Poliform.

Previous pages: base units and island with doors, drawers and pull-out storage baskets in laminate touch bianco and top in laminate tuttocolore touch bianco with insert in black colour. Poliform personalized island-hood Flat in steel. Wall units and tall units with doors in laminate touch castoro. Castoro embossed lacquered shelf with back in laminate tuttocolore touch castoro. Backs in fossena stone blaze. Snack top in spessart oak. Ventura stools in black elm and leather Soft 14 oliva. To the left: island with doors and pull-out storage baskets laminate touch bianco. Worktop in laminate tuttocolore touch bianco with integrated sink, electric grill and teppanyaki griddle. Poliform personalized island-hood Flat in steel.

A destra: basi e isola con ante, cassetti ed estrattori in laminato touch bianco. Top in laminato tuttocolore touch bianco con lavelli integrati, grill elettrico, piastra teppanyaki, piano cottura filotop a cinque fuochi personalizzato Poliform by Barazza. Cappa Flat a isola in acciaio personalizzata Poliform. Sotto: dettaglio del top in laminato tuttocolore touch bianco con inserto colore nero.

To the right: base units and island with doors, drawers and pull-out storage baskets in laminate touch bianco. Worktop in laminate tuttocolore touch bianco with integrated sinks, electric grill, teppanyaki griddle, personalized built-in hob with five burners Poliform by Barazza. Poliform personalized island-hood Flat in steel. Below: close-up of the worktop in laminate tuttocolore touch bianco with insert in black colour.








Nelle pagine precedenti: basi e isola con ante, cassetti ed estrattori in laminato touch bianco. Cappa Flat a isola in acciaio personalizzata Poliform. Pensili e colonne con ante laminato touch castoro. Schienali in pietra fossena fiammata. Piano snack in rovere spessart. Sgabelli Ventura in olmo nero e rivestimento in pelle Soft 14 oliva. A sinistra: estrattore con sistema di illuminazione interna a led. Cassetto interno verniciato brown e attrezzatura in noce canaletto e alluminio anodizzato moka. Sotto: dettaglio dell'estrattore in laminato touch bianco, con piattaja e attrezzatura interna in noce canaletto e alluminio anodizzato moka.

Previous pages: base units and island with doors, drawers and pull-out storage baskets in laminate touch bianco. Poliform personalized island-hood Flat in steel. Wall units and tall units with doors in laminate touch castoro. Backs in fossena stone blaze. Snack top in spessart oak. Ventura stools in black elm and covering in leather Soft 14 oliva. To the left: pull-out storage basket with brown painted inner drawer with inner led lighting system. Inner equipment in walnut canaletto and moka anodized aluminium. Below: close-up of pull-out storage basket in laminate touch bianco, plate holder and inner equipment in walnut canaletto and moka anodized aluminium.





In questa pagina: basi e isola con ante, cassetti ed estrattori in nobilitato stone white e top in laminato tuttocolore touch bianco. Cappa Flat a isola in acciaio personalizzata Poliform. Pensili con ante in laminato touch castoro. Mensola in laccato goffrato castoro e schienale in laminato tuttocolore touch castoro. Schienali in laminato tuttocolore touch castoro e acciaio. Piano snack in rovere spessart. Sgabelli Ventura in olmo nero e pelle Soft 14 oliva. Sotto: dettaglio del profilo di apertura.

This page: base units and island with doors, drawers and pull-out storage baskets in stone white melamine and worktop in laminate tuttocolore touch bianco. Poliform personalized island-hood in steel. Wall units with doors in laminate touch castoro. Castoro embossed lacquered shelf and back in laminate tuttocolore touch castoro. Backs in laminate tuttocolore touch castoro and steel. Snack top in spessart oak. Ventura stools in black elm and leather Soft 14 oliva. Below: detail of the opening profile.



## ALEA

Design R&D Poliform

### Basi e isola p 700 - 1190

Strutture: nobilitato grigio scuro.  
 Ante, cassetti ed estrattori: laminato touch bianco.  
 Maniglie: sagoma laccato goffrato bianco.  
 Top basi: laminato tuttocolore touch bianco, spessore 52 mm con inserto colore nero.  
 Top isola: laminato tuttocolore touch bianco, spessore 20 mm.  
 Schienali: acciaio e laminato tuttocolore touch castoro.  
 Zoccoli: laccato goffrato carbone.

### Mensole p 345

Top: laccato goffrato castoro, spessore 30 mm.  
 Schienali: laminato tuttocolore touch castoro, spessore 20 mm.

### Colonne p 600

Strutture: nobilitato grigio scuro.  
 Ante: laminato touch castoro.  
 Maniglie: laccato goffrato castoro, incassate bordo anta.  
 Zoccoli: laccato goffrato carbone.

### Pensili p 340

Strutture: nobilitato grigio scuro.  
 Ante: laminato touch castoro.

### Snack

Rovere spessart.

### Complementi

Sgabello Ventura: struttura in olmo nero e rivestimento in pelle Soft 14 oliva.

### Base units and island d 27 1/2"- 46 3/4"

Structures: dark grey melamine.  
 Doors, drawers and pull-out baskets: laminate touch bianco.  
 Handles: bianco embossed lacquered profile.  
 Base units top: laminate tuttocolore touch bianco, thickness 2" with insert in black.  
 Island top: laminate tuttocolore touch bianco, thickness 3/4".  
 Backs: steel and laminate tuttocolore touch castoro.  
 Plinths: embossed lacquered carbone.

### Shelves d 13 1/2"

Top: embossed lacquered castoro, thickness 1 1/4".  
 Backs: laminate tuttocolore touch castoro, thickness 3/4".

### Tall units d 23 1/2"

Structures: dark grey melamine.  
 Doors: laminate touch castoro.  
 Handles: embossed lacquered castoro, built-in in the door edge.  
 Plinths: embossed lacquered carbone.

### Wall units d 13 1/2"

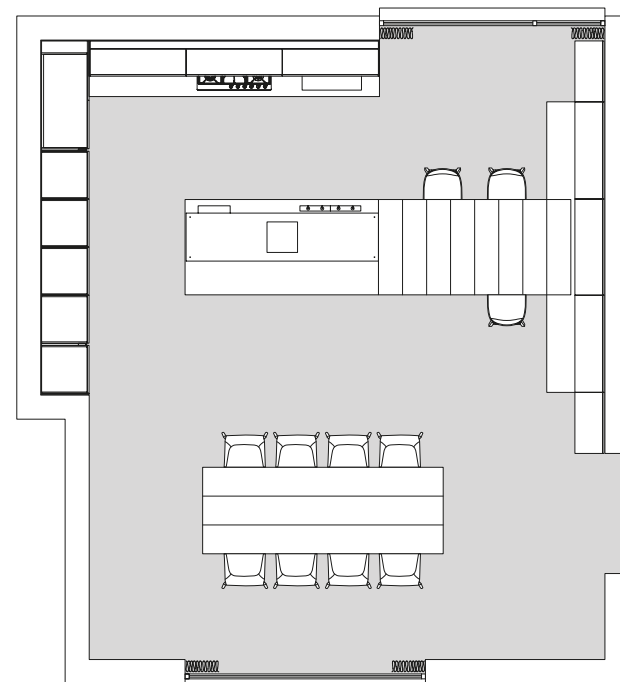
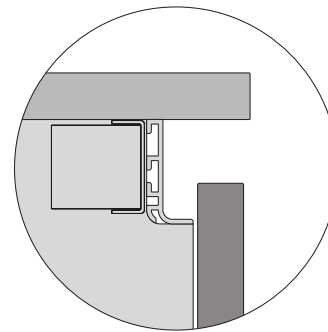
Structures: dark grey melamine.  
 Doors: laminate touch castoro.

### Snack top

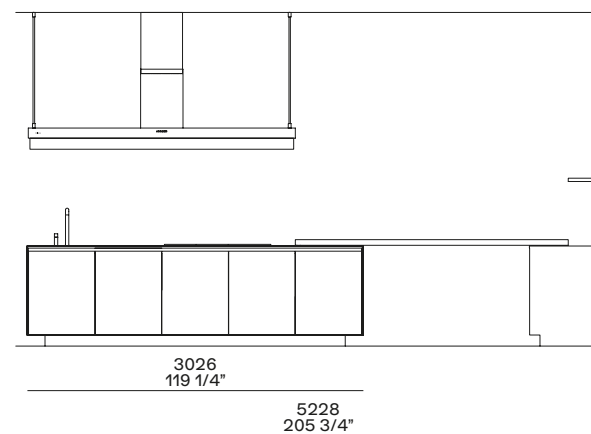
Spessart oak.

### Accessories

Ventura stool: structure in black elm and covering in leather Soft oliva 14.



### Isola Island

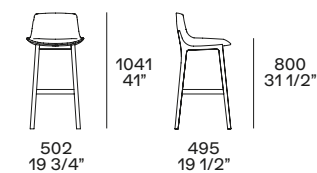


### Colonne Tall units

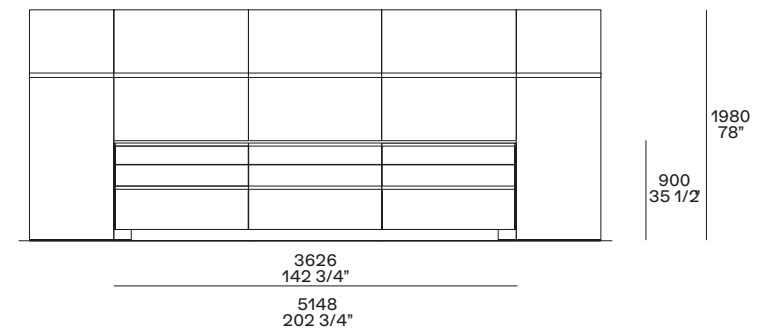


### Ventura

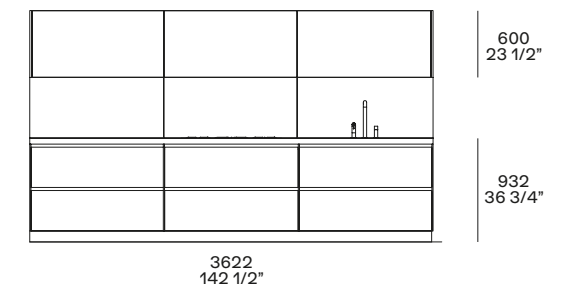
Design Jean-Marie Massaud



### Basi e mensole Base units and shelves



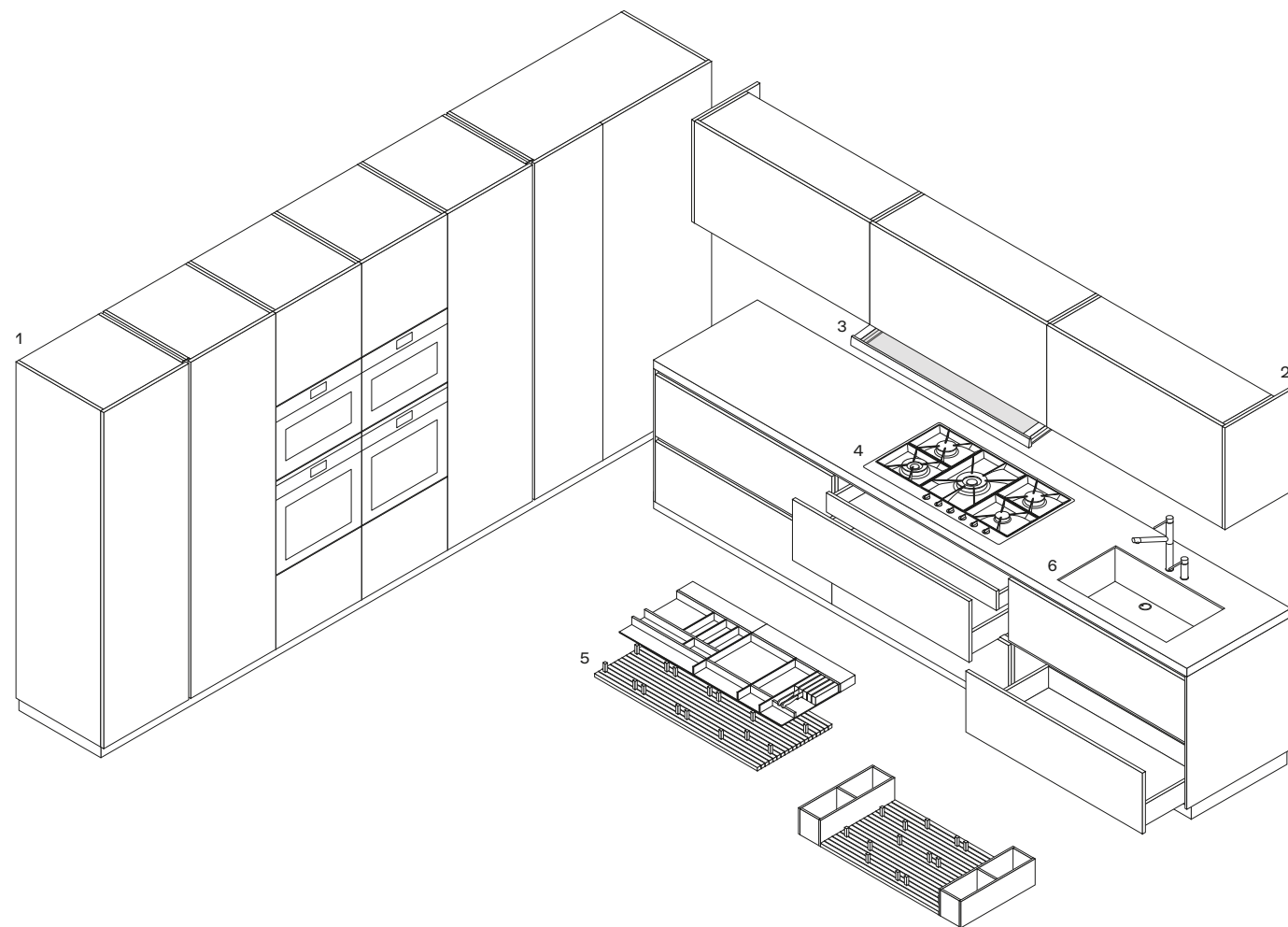
### Basi e pensili Base units and wall units



- 1 Colonne con forni, frigo/congelatore e macchina caffè da incasso standard con ante ad apertura battente ed estrattori.
- 2 Pensili con apertura a ribalta.
- 3 Cappa a scomparsa personalizzata Poliform.

- 4 Piano cottura acciaio 5 fuochi personalizzato Poliform by Barazza, incasso filotop.
- 5 Attrezzatura interna in noce canaletto e alluminio anodizzato moka.
- 6 Lavello integrato in laminato tuttocolore touch bianco con fondo acciaio.

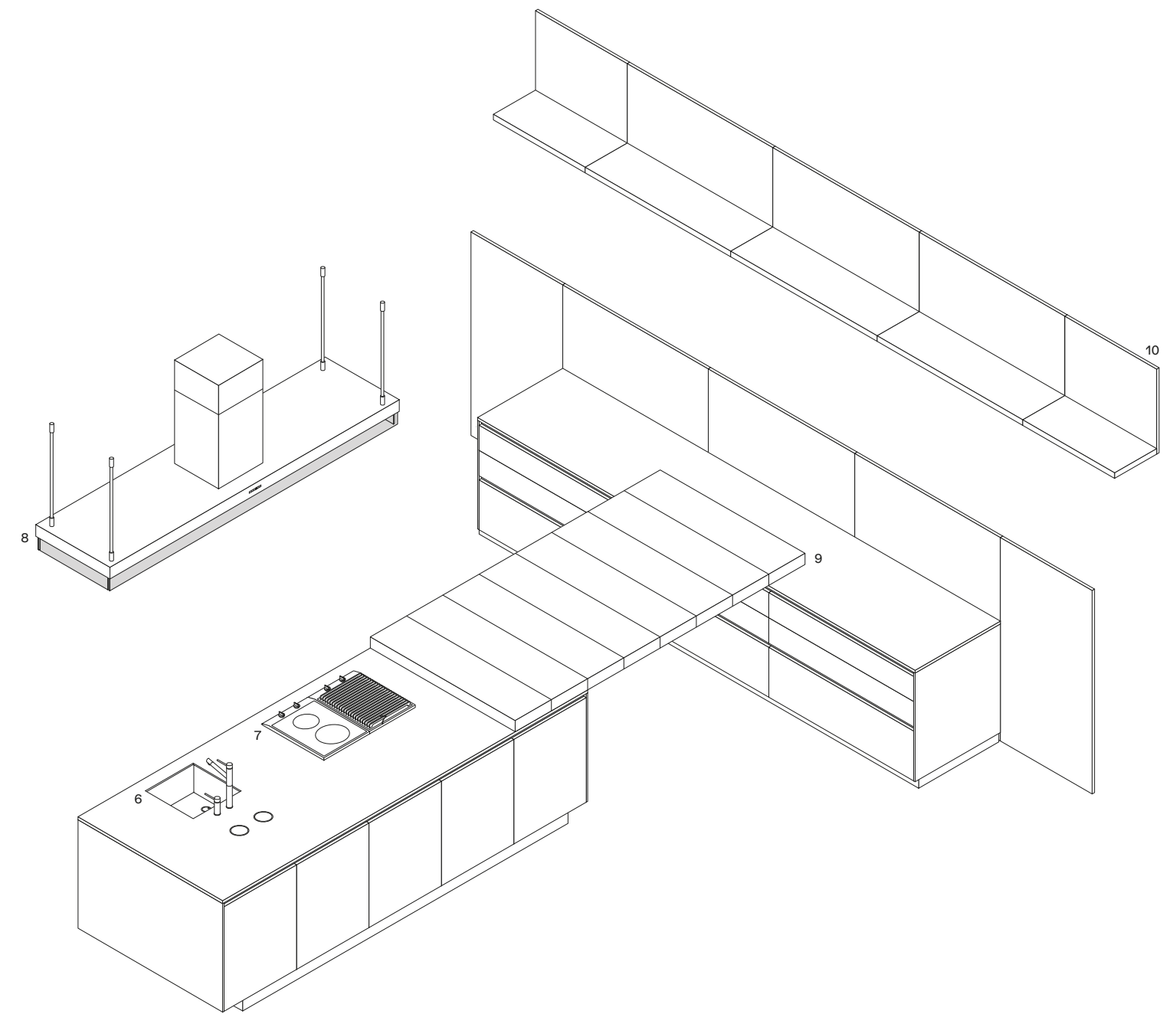
- 7 Grill elettrico e piastra teppanyaki, incasso standard.
- 8 Cappa Flat a isola in acciaio personalizzata Poliform.
- 9 Piano snack 1190 x 2400.
- 10 Mensole p 345.



- 1 Tall units with ovens, fridge/freezer and standard built-in coffee machine with leaf doors and pull-out baskets.
- 2 Wall units with flap doors.
- 3 Poliform personalized hidden hood.

- 4 Hob in steel with 5 burners personalized Poliform by Barazza, flush built-in.
- 5 Inner equipment in walnut canaletto and moka anodized aluminium.
- 6 Integrated sink in laminate tuttocolore touch bianco with bottom in steel.

- 7 Electric grill and teppan yaki griddle, standard built-in.
- 8 Poliform personalized island-hood Flat in steel.
- 9 Snack top 46 3/4" x 94 1/2".
- 10 Shelves d 13 1/2".





# TRAIL



Con Trail, Carlo Colombo e Poliform rileggono in chiave contemporanea l'anta a telaio. Elemento caratterizzante è qui la maniglia integrata su tutta la larghezza dell'anta. Un dettaglio estetico di grande impatto visivo, sia quando usato nelle basi sia nelle colonne, anche in combinazione con le vetrine.

With Trail, Carlo Colombo and Poliform reinterpret the frame door with a contemporary approach. The characterising element here is the integrated handle over the entire of the door. An aesthetic detail of great visual impact, both when used in the base units and in the tall units, even in combination with the glass units.





Qui e nelle pagine precedenti: basi con ante ed estrattori in laccato goffrato bianco, top in quarzite diamond micropallinata. In appoggio sulle basi, piano snack in rovere cenere. Cappa Work a parete in acciaio e vetro. Pensili con ante anodizzato moka e vetro riflettente fumé. Sgabelli lcs in rovere spessart.

This and previous pages: base units with bianco embossed lacquered doors and pull-out storage baskets, top in diamond micro-blasted composite stone. Snack top in cenere oak. Work wall-mounted hood in steel and glass. Wall units with moka anodized doors and fumé reflecting glass. lcs stools in spessart oak.





A sinistra: pensili con ante anodizzato moka e vetro riflettente fumé, con ripiani interni in vetro fumé. Basi con ante ed estrattori in laccato goffrato bianco, top e fianchi in quarzite diamond micropallinata. In appoggio sulle basi, piano snack in rovere cenere. Sotto: dettaglio dei pensili con ripiani interni in vetro fumé.

To the left: wall units with moka anodized doors and fumé reflecting glass, with inner shelves in fumé glass. Base units with bianco embossed lacquered doors and pull-out storage baskets, top and side panels in diamond micro-blasted composite stone. Snack table in cenere oak. Below: close-up of wall units with inner shelves in fumé glass.





Nelle pagine precedenti: a sinistra, dettaglio del piano cottura filotop in acciaio a cinque fuochi personalizzato Poliform by Barazza. A destra, basi con ante ed estrattori in laccato goffrato bianco con maniglia integrata Trail, top in quarzite diamond micropallinata. Cappa Work a parete in acciaio e vetro. Pensili con ante battenti con telaio anodizzato moka e vetro riflettente fumé. Colonne con ante rovere cenere. In questa pagina, a destra: dettaglio della maniglia integrata Trail in laccato goffrato bianco. Top in quarzite diamond micropallinata con smusso a 45°.

Previous pages: to the left, close-up of personalized steel built-in hob with five burners Poliform by Barazza. To the right, base units with bianco embossed lacquered doors and pull-out storage baskets with Trail integrated handle, top in diamond micro-blasted composite stone. Work wall-mounted hood in steel and glass. Wall units with moka anodized frame and fumé reflecting glass. Tall units with cenere oak doors. This page, to the right: close-up of bianco embossed lacquered Trail integrated handle. Top in diamond micro-blasted composite stone with 45° chamfered edge.





A sinistra: dettaglio della particolare lavorazione che caratterizza la maniglia del modello Trail. Estrattore con cassetto interno verniciato brown e attrezzatura in alluminio. Sotto: top in quarzite diamond micro-pallinata con lavello integrato in acciaio personalizzato Poliform by Barazza.

To the left: close-up of the workmanship that sets the Trail handle apart. Pull-out storage baskets with inner drawer painted brown and equipment in aluminium. Below: top in Diamond micro-blasted composite stone with personalized built-in steel sink Poliform by Barazza.








Nelle pagine precedenti: basi con ante ed estrattori in laccato goffrato bianco e top in quarzite diamond micropallinata. In appoggio sulle basi, piano snack in rovere cenere. Sgabelli lcs in rovere spessart. Colonne con ante rovere cenere. A destra: dettaglio dell'elemento a giorno Trail in rovere cenere. Sotto: colonne con ante battenti, estrattori ed elementi a giorno in rovere cenere con ripiani in lamiera verniciato carbone retroilluminati.

Previous pages: base units with bianco embossed lacquered doors and pull-out storage baskets, top in diamond micro-blasted composite stone. Snack top in cenere oak. lcs stools in spessart oak. Tall units with cenere oak doors. To the right: close-up of open element Trail in cenere oak. Below: tall units with leaf doors, pull-out storage baskets and open elements in cenere oak with backlit shelves in carbone painted steel sheet.





A sinistra: colonne con ante rovere cenere. Boiserie a muro in laccato goffrato bianco e mensole in acciaio scotch brite.

To the left: tall units with cenere oak doors. Bianco embossed lacquered wall panelling and shelves in scotch brite steel.





A sinistra e nelle pagine precedenti: colonne ed elementi sopra colonna in rovere cenere, ante della cantina vini e del frigo con congelatore in acciaio scotch brite e maniglie Grip acciaio godronato. Cantina vini con ripiani in legno. Boiserie in laccato goffrato bianco e mensole in acciaio scotch brite. Sgabello lcs in rovere spessart. Sotto: dettaglio della boiserie in laccato goffrato bianco e mensole in acciaio scotch brite.

To the left and previous pages: tall units and cabinets over tall unit in cenere oak, doors in scotch brite steel and Grip handles in knurled steel. Wine cooler with wood shelves. Bianco embossed lacquered wall panelling and shelves in scotch brite steel. lcs stool in spessart oak. Below: close up of bianco embossed lacquered wall panelling and shelves in scotch brite steel.



## TRAIL

Design Carlo Colombo and R&D Poliform

### Basi p 700 / 1200

Strutture: nobilitato grigio scuro.  
Ante ed estrattori: laccato gofrato bianco.  
Maniglie: integrata Trail.  
Fianchi e top: quarzite diamond micropallinata con smusso a 45°, spessore 30 mm.  
Schienali: quarzite diamond micropallinata.  
Zoccoli: laccato gofrato moka.

### Snack I 1800

Piano: rovere cenere.

### Colonne p 600

Strutture: nobilitato grigio scuro.  
Ante: rovere cenere.  
Maniglie: integrata Trail.  
Zoccoli: laccato gofrato moka.

### Elementi sopra colonna p 600

Strutture: nobilitato grigio scuro.  
Ante: rovere cenere.  
Maniglie: integrata Trail.

### Pensili vetrina p 340

Strutture: nobilitato grigio scuro.  
Ante: anodizzato moka e vetro riflettente fumé.  
Ripiani interni: vetro fumé.

### Complementi

Sgabello lcs: rovere spessart.

### Base units d 27 1/2" / 47 1/4"

Structures: dark grey melamine.  
Doors and pull-out storage baskets: embossed lacquered bianco.  
Handles: Trail integrated.  
Side panels and top: diamond micro-blasted composite stone with 45° chamfered edge, thickness 1/4".  
Back panels: diamond micro-blasted composite stone.  
Plinths: embossed lacquered moka.

### Snack table w 70 3/4"

Top: cenere oak.

### Tall units d 23 1/2"

Structures: dark grey melamine.  
Doors: cenere oak.  
Handles: Trail integrated.  
Plinths: embossed lacquered moka.

### Cabinets above tall unit d 23 1/2"

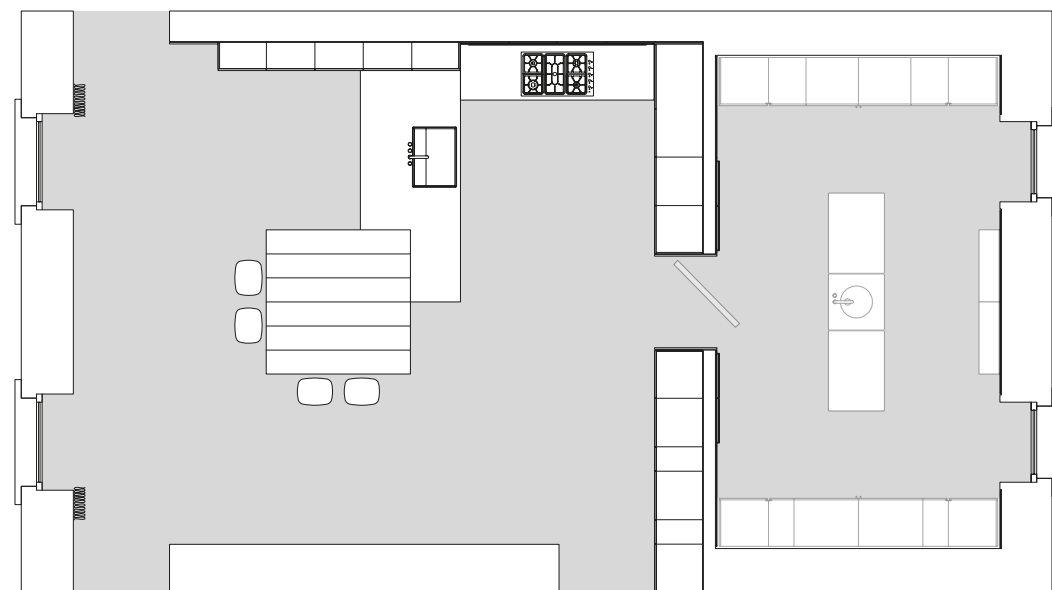
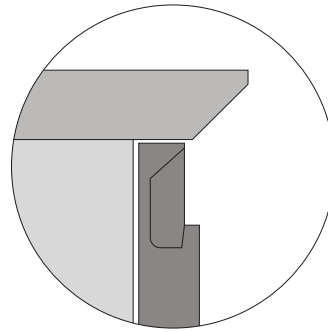
Structures: dark grey melamine.  
Doors: cenere oak.  
Handles: Trail integrated.

### Glass wall units d 13 1/2"

Structures: dark grey melamine.  
Doors: anodized moka and fumé reflecting glass.  
Inner shelves: fumé glass.

### Accessories

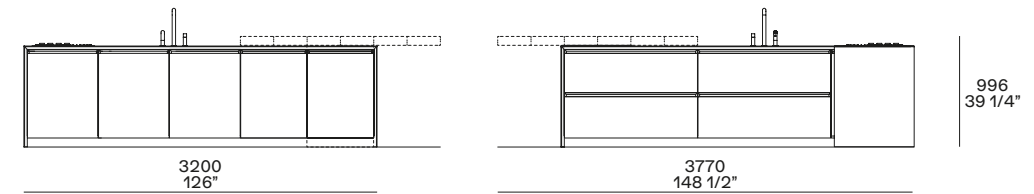
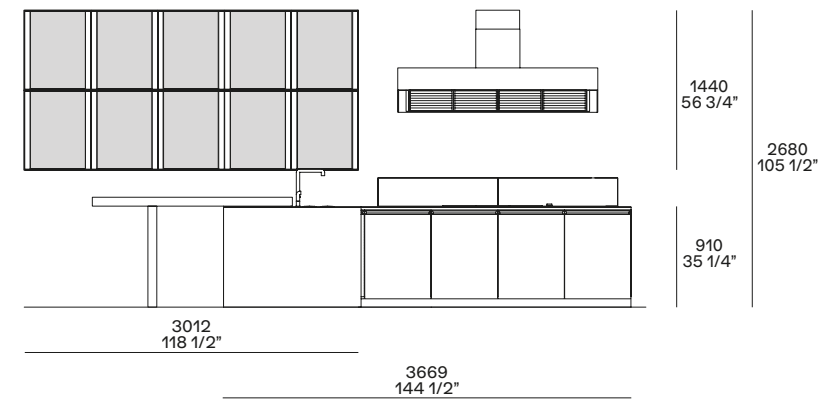
lcs stool: spessart oak.



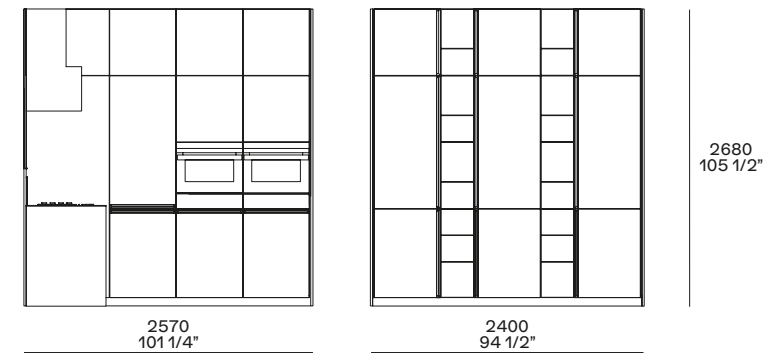
Trail

Alea

### Basi e pensili vetrina Base units and glass wall units

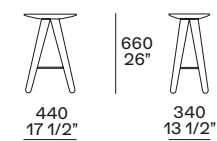


### Colonne Tall units



### lcs

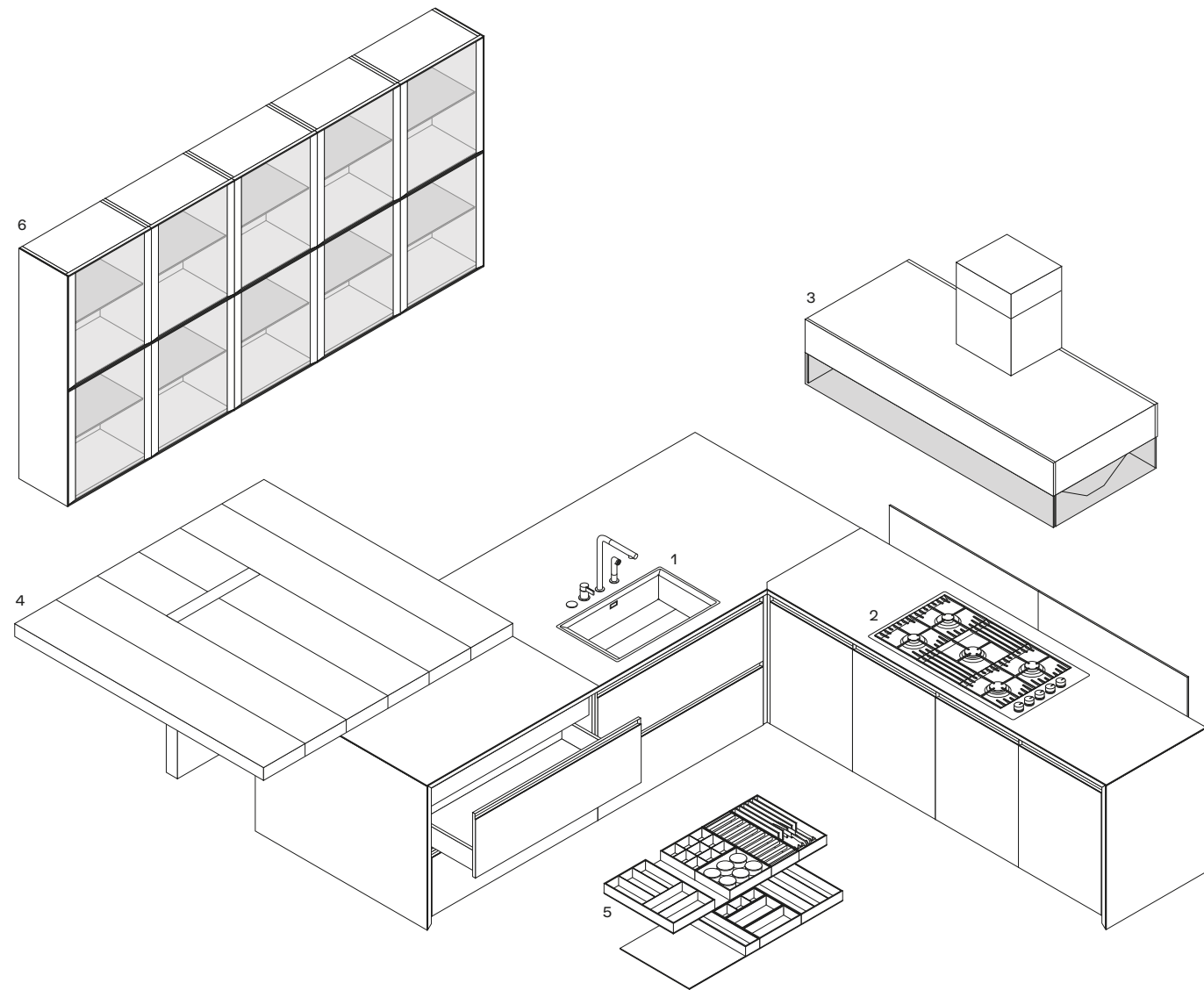
Design Rodrigo Torres



- 1 Lavello acciaio personalizzato Poliform by Barazza, incasso filotop.
- 2 Piano cottura in acciaio 5 fuochi personalizzato Poliform by Barazza, incasso filotop.

- 3 Cappa Work a parete in acciaio e vetro.
- 4 Piano snack isola quadrato 1800x1800.
- 5 Attrezzatura in alluminio per cassetti interni ed estrattori.

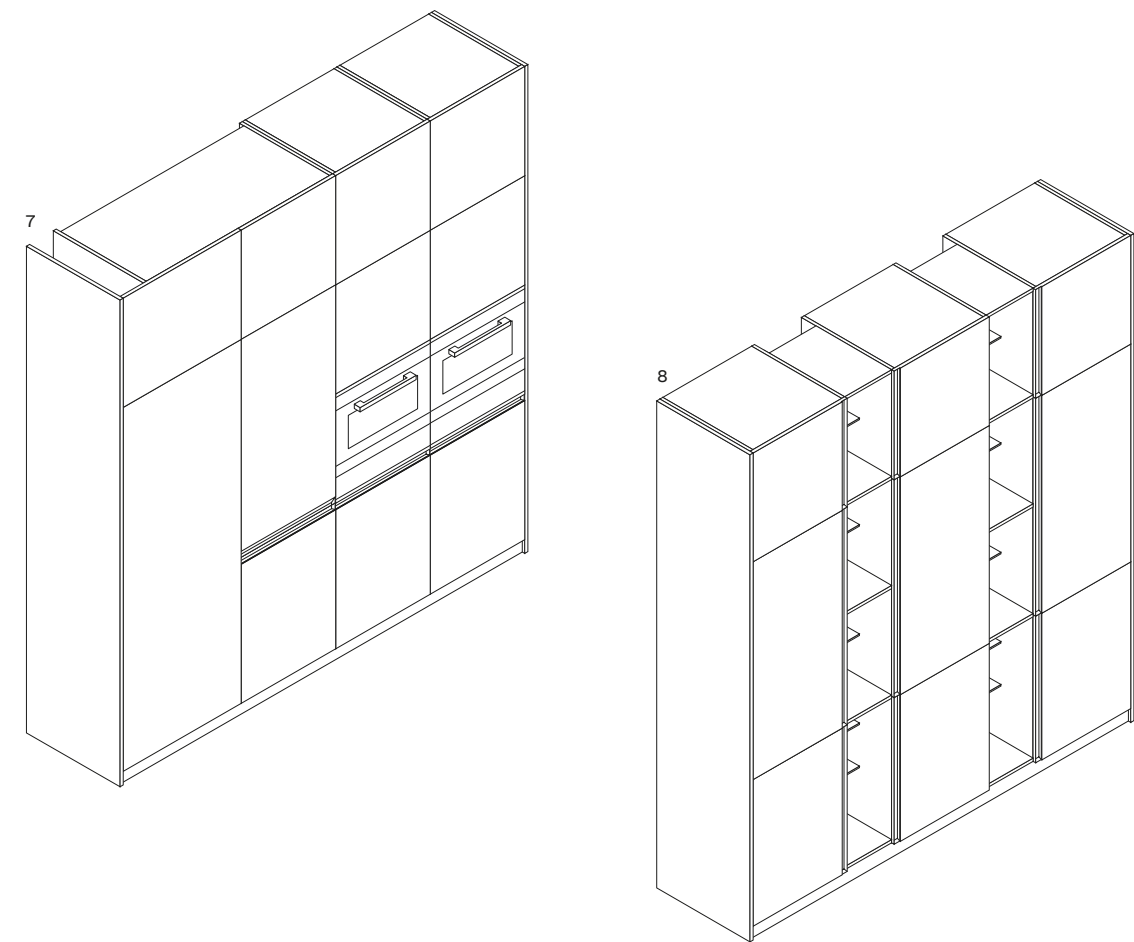
- 6 Pensili vetrina con ante battenti, apertura con sagoma e a scatto.
- 7 Colonne con forno e scaldavivande.
- 8 Colonna frigo con ante battenti, estrattori ed elementi a giorno.



- 1 Personalized steel sink Poliform by Barazza, flush built-in.
- 2 Poliform personalized steel hob with 5 burners by Barazza, flush built-in.
- 3 Work wall-mounted hood in steel and glass.

- 4 Square island snack top 70 3/4"x 70 3/4".
- 5 Equipment in aluminium for inner drawers and pull-out storage baskets.

- 6 Glass wall units with leaf doors, with profile and touch latch opening.
- 7 Tall units with oven and plate warmer.
- 8 Fridge tall unit with leaf doors, pull-out storage baskets and open elements.



## ALEA

Design R&D Poliform

### Colonne p 700

Strutture: nobilitato grigio scuro.

Ante: rovere cenere.

Fianchi: rovere cenere, spessore 6 mm.

Ante per cantina vini e frigo/congelatore:

acciaio scotch brite.

Maniglie per cantina vini e frigo/congelatore:

Grip, acciaio godronato.

Distanziatori verticali: rovere cenere.

Zoccoli: laccato goffrato moka.

### Elementi sopracolonna p 700

Strutture: nobilitato grigio scuro.

Ante: rovere cenere.

Maniglie incassate su bordo ante: laccato

goffrato moka.

Distanziatori verticali: rovere cenere.

### Boiserie

Pannelli: laccato goffrato bianco.

Mensole: acciaio scotch brite,

spessore 3 mm.

### Complementi

Sgabello lcs: rovere spessart.

### Tall units d 27 1/2"

Structures: dark grey melamine.

Doors: cenere oak.

Side panels: cenere oak, thickness 1/4".

Doors for wine cooler and

fridge/freezer: scotch brite steel.

Handles for wine cooler and

fridge/freezer: Grip, knurled steel.

Vertical spacers: cenere oak

Plinths: embossed lacquered moka.

### Cabinets above tall unit d 27 1/2"

Structures: dark grey melamine.

Doors: cenere oak.

Handles built-in in the door edge:

embossed lacquered moka.

Vertical spacers: cenere oak.

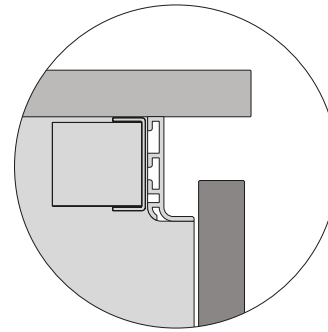
### Wall panelling

Panels: embossed lacquered bianco.

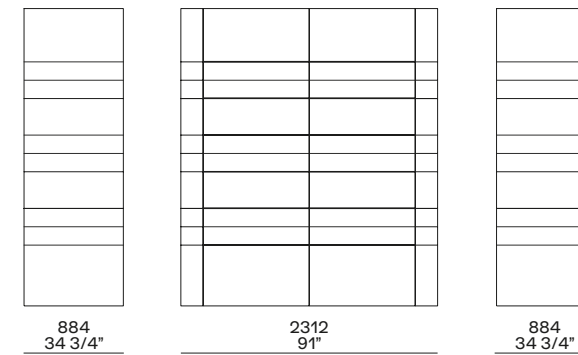
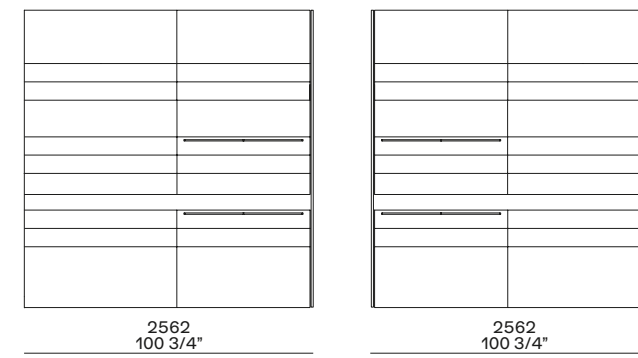
Shelves: scotch brite steel, thickness 1/8".

### Accessories

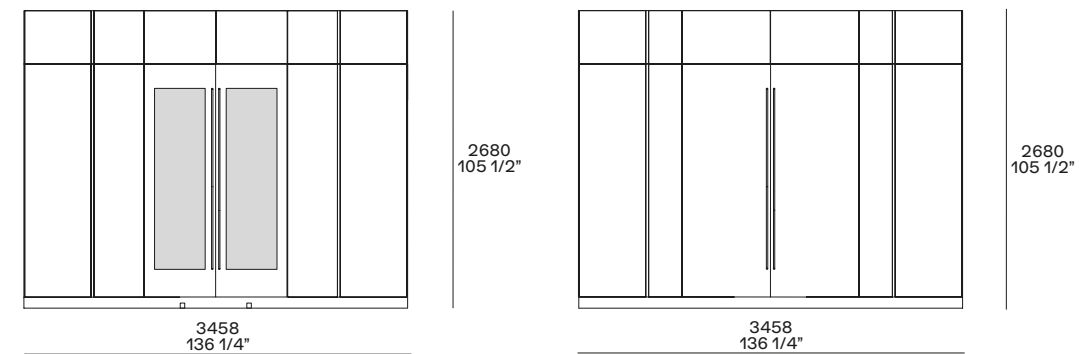
lcs stool: spessart oak.



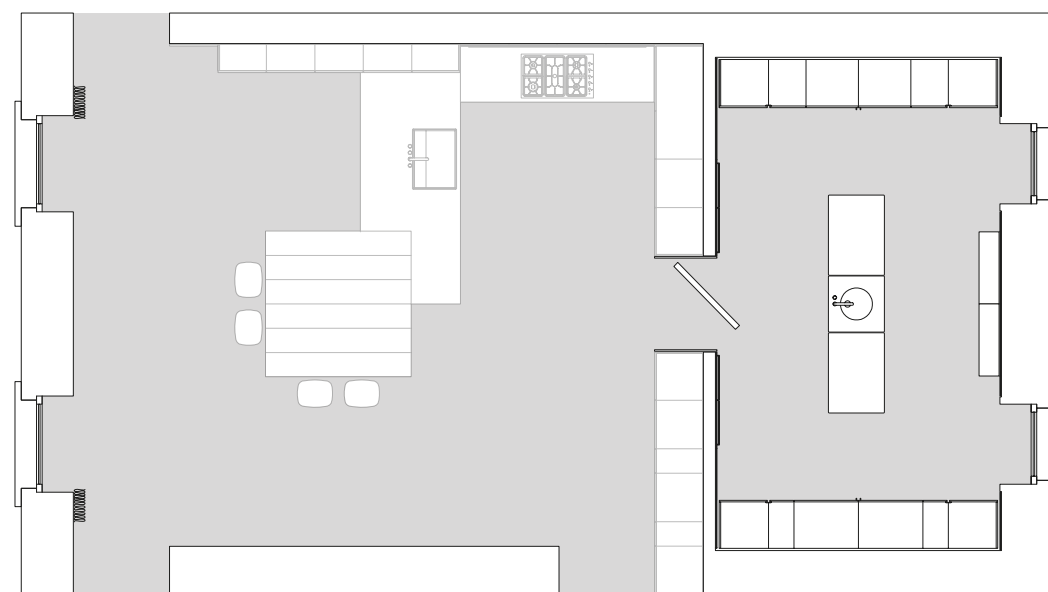
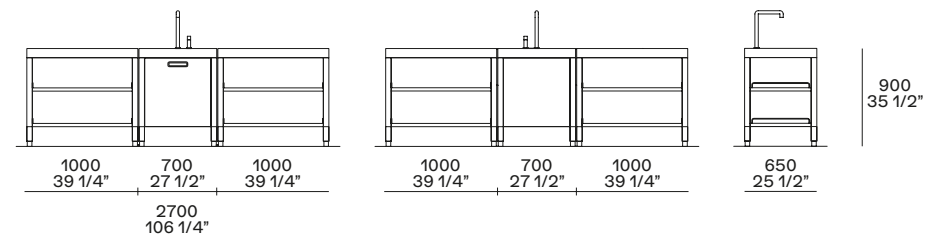
### Boiserie Wall panelling



### Colonne Tall units



### Isola Island



Trail

Alea

## TECHNICAL DATA

CARATTERISTICHE DEI MODELLI CHARACTERISTICS OF THE MODELS	236
ATTREZZATURA CASSETTI DRAWERS EQUIPMENTS	244
ATTREZZATURA ESTRATTORI PULL-OUT BASKETS EQUIPMENTS	245
COLONNE ATTREZZATE EQUIPPED TALL UNITS	246
VANI ATTREZZATI EQUIPPED UNITS	247
COLONNE CON VANI A GIORNO OPEN TALL UNITS	248
SHAKER SCHIENALE MODULARE SHAKER EQUIPPED BACK PANEL	249
SOLUZIONI PER ANGOLI CORNER SOLUTIONS	250
PIANI COTTURA HOBS	252
LAVELLI SINKS	253
PORTARIFIUTI WASTEBINS	254
CAPPE HOODS	256
SOLUZIONI DI ILLUMINAZIONE LIGHTING SOLUTIONS	257
TAVOLI TABLES	258
SEDIE CHAIRS	260
FINITURE FINISHINGS	262



## TRAIL

Design Carlo Colombo and R&D Poliform

**Spessore anta**  
26 mm.

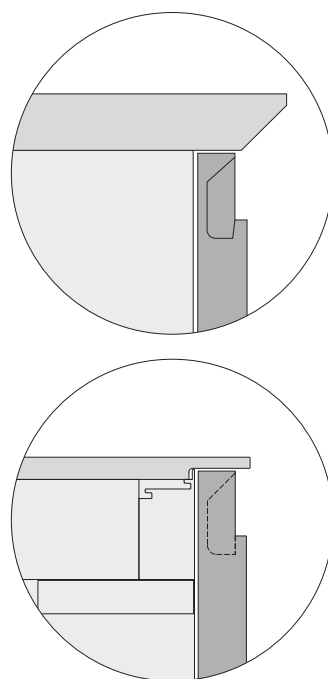
### Finiture anta

Laccato lucido 18 colori.  
Laccato goffrato 27 colori.  
Laccato metallico 3 colori.  
5 essenze.  
Vetro riflettente 5059 fumé  
(solo pensili e colonne).

**Door thickness**  
26 mm - 1".

### Door finishings

Glossy lacquered 18 colours.  
Embossed lacquered 27 colours.  
Metallic lacquered 3 colours.  
5 woods.  
5059 fumé reflecting glass  
(only wall units and tall units).



## PHOENIX

Design R&D Poliform

**Spessore anta**  
26 mm.  
Maniglia integrata.

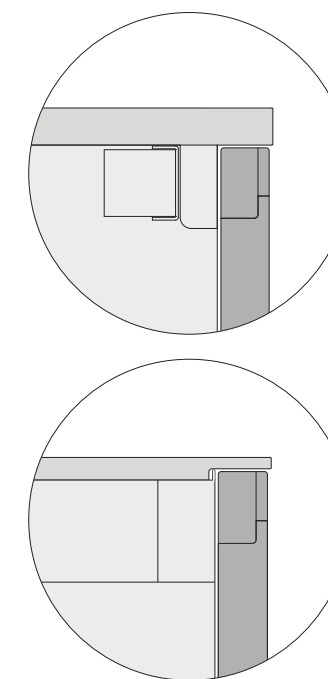
### Finiture anta

Laccato lucido 18 colori.  
Laccato goffrato 27 colori.  
Laccato metallico 3 colori.  
5 essenze.  
Massello noce canaletto.  
Massello rovere termico.  
Massello rovere di palude.  
DuPont Corian® glacier white.  
Acciaio scotch brite.

**Door thickness**  
26 mm - 1".  
Built-in handle.

### Door finishings

Glossy lacquered 18 colours.  
Embossed lacquered 27 colours.  
Metallic lacquered 3 colours.  
5 woods.  
Solid walnut canaletto.  
Solid thermic oak.  
Solid bog oak.  
DuPont Corian® glacier white.  
Steel scotch brite.



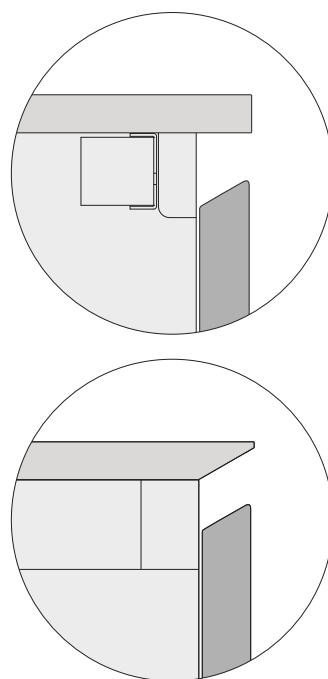
**ARTEX**  
Design R&D Poliform

**Anta a doghe**  
**Spessore anta**  
26 mm.  
Lato maniglia sagomato 60°.

**Finiture anta**  
Laccato goffrato 27 colori.  
7 essenze.  
Rovere a poro aperto laccato opaco 27 colori.  
DuPont Corian® glacier white.

**Door with carved lines**  
**Door thickness**  
26 mm - 1".  
Handle edge shaped to 60°.

**Door finishings**  
Embossed lacquered 27 colours.  
7 woods.  
Oak open pore mat lacquered 27 colours.  
DuPont Corian® glacier white.

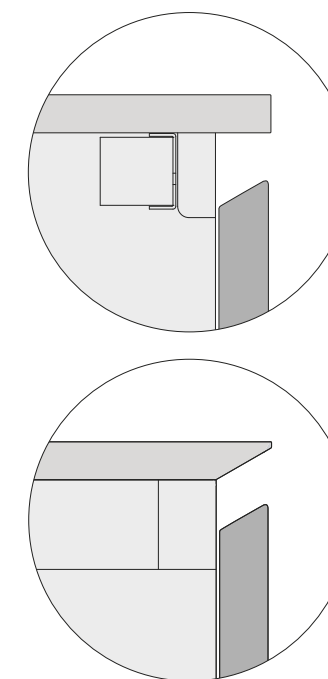


**Anta liscia**  
**Spessore anta**  
26 mm.  
Lato maniglia sagomato 60°.

**Finiture anta**  
Laminato opaco 6 colori.  
Laminato opaco touch 6 colori.  
Laccato lucido 18 colori.  
Laccato goffrato 27 colori.  
Laccato metallico 3 colori.  
7 essenze.  
Rovere a poro aperto laccato opaco 27 colori.  
Massello noce canaletto.  
Massello rovere termico.  
Massello rovere di palude.  
DuPont Corian® glacier white.  
Acciaio scotch brite.  
Vetro riflettente 5051 bronzato (solo pensili).

**Flat door**  
**Door thickness**  
26 mm - 1".  
Handle edge shaped to 60°.

**Door finishings**  
Mat laminate 6 colours.  
Mat laminate touch 6 colours.  
Glossy lacquered 18 colours.  
Embossed lacquered 27 colours.  
Metallic lacquered 3 colours.  
7 woods.  
Oak open pore mat lacquered 27 colours.  
Solid walnut canaletto.  
Solid thermic oak.  
Solid bog oak.  
DuPont Corian® glacier white.  
Steel scotch brite.  
5051 bronzed reflecting glass (only wall units).



## ALEA

Design R&D Poliform

**Spessore anta**  
20 mm.

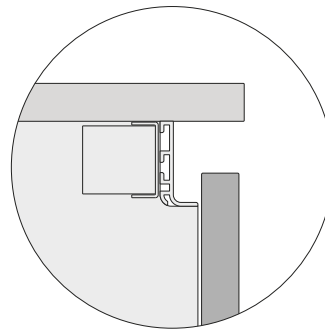
### Finiture anta

Laminato opaco 6 colori.  
Laminato opaco touch 6 colori.  
Laccato lucido 18 colori.  
Laccato goffrato 27 colori.  
Laccato metallico 3 colori.  
Nobilitato 11 finiture.  
Vetro satinato e lucido 6 colori.  
8 essenze.  
Acciaio scotch brite.

**Door thickness**  
20 mm - 3/4".

### Door finishings

Mat laminate 6 colours.  
Mat laminate touch 6 colours.  
Glossy lacquered 18 colours.  
Embossed lacquered 27 colours.  
Metallic lacquered 3 colours.  
Melamine 11 finishings.  
Etched and glossy glass 6 colours.  
8 woods.  
Steel scotch brite .



## TWELVE

Design Carlo Colombo and R&D Poliform

**Spessore anta**  
12 mm.

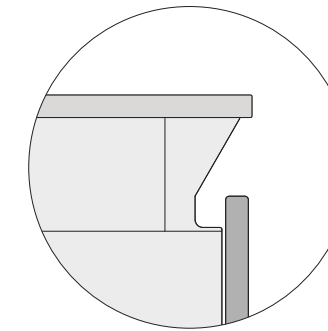
### Finiture anta

Laminato opaco 6 colori.  
Laminato opaco touch 6 colori.  
Laccato lucido 18 colori.  
Laccato goffrato 27 colori.  
Laccato metallico 3 colori.  
7 essenze.  
Vetro satinato e lucido 6 colori.  
Acciaio antimpronta.

**Door thickness**  
12 mm - 1/2".

### Door finishings

Mat laminate 6 colours.  
Mat laminate touch 6 colours.  
Glossy lacquered 18 colours.  
Embossed lacquered 27 colours.  
Metallic lacquered 3 colours.  
7 woods.  
Etched and glossy glass 6 colours.  
Anti-fingerprint steel.



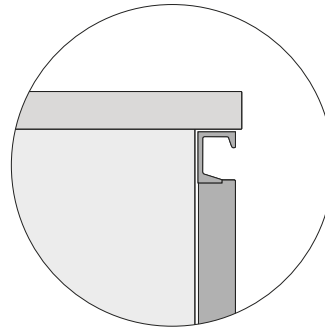
**MY PLANET**  
Design R&D Poliform

**Anta con maniglia integrata**  
**Spessore anta**  
20 mm.

**Finiture anta**  
Laminato opaco 6 colori.  
Laminato opaco touch 6 colori.  
Laccato lucido 18 colori.  
Laccato goffrato 27 colori.  
Nobilitato 11 finiture.  
8 essenze.

**Door with built-in handle**  
**Door thickness**  
20 mm - 3/4".

**Door finishings**  
Mat laminate 6 colours.  
Touch mat laminate 6 colours.  
Glossy lacquered 18 colours.  
Embossed lacquered 27 colours.  
Melamine 11 finishings.  
8 woods.

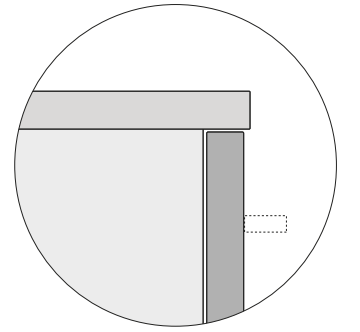


**Anta con maniglia applicata**  
**Spessore anta**  
20 mm.  
5 modelli di maniglie.

**Finiture anta**  
Laminato opaco 6 colori.  
Laminato opaco touch 6 colori.  
Laccato lucido 18 colori.  
Laccato goffrato 27 colori.  
Laccato metallico 3 colori.  
Nobilitato 11 finiture.  
8 essenze.  
Acciaio scotch brite.

**Door with applied handle**  
**Door thickness**  
20 mm - 3/4".  
5 handles available.

**Door finishings**  
Mat laminate 6 colours.  
Mat laminate touch 6 colours.  
Glossy lacquered 18 colours.  
Embossed lacquered 27 colours.  
Metallic lacquered 3 colours.  
Melamine 11 finishings.  
8 woods.  
Steel scotch brite .



## ATTREZZATURA CASSETTI DRAWERS EQUIPMENTS

### Tipologie

- 1 Cassetti.
- 2 Cassetti interni estraibile.
- 3 Cassetti interni anta.

### Accessori

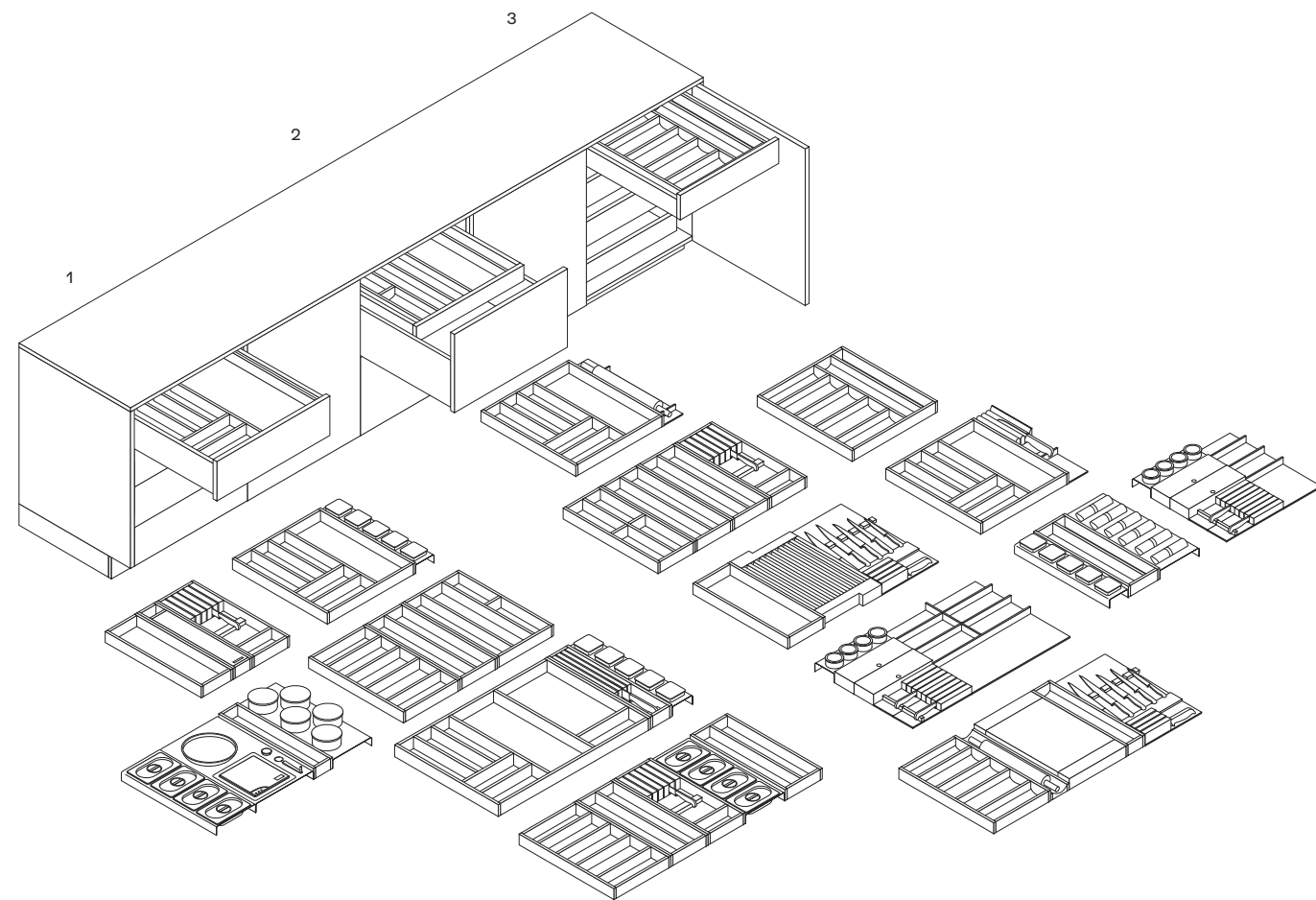
Portaposate, portacoltelli, bilancia elettronica, tagliere per pane, portaspezie in porcellana, vaschette in acciaio, set macinaspezie, portapelliole, portamattarello.

### Types

- 1 Drawers.
- 2 Pull-out baskets.
- 3 Leaf door with inner drawers.

### Accessories

Cutlery tray, knife-rack, electronic scale, chopping board for bread, china spice-holder, steel basins, spice grinder set, protective-film rack, rolling pin-holder.



### Attrezzature Equipments



Wengé  
Wenge



Noce canaletto  
Walnut canaletto



Laminato military touch  
Laminate military touch



Alluminio  
Aluminium



Materiale plastico atossico  
Non-toxic plastic

## ATTREZZATURA ESTRATTORI PULL-OUT BASKETS EQUIPMENTS

### Tipologie

- 1 Base 1 estraibile e 2 cassetti.
- 2 Base 2 estraibili.
- 3 Base 1 estraibile unico e 1 estraibile interno.

### Accessori

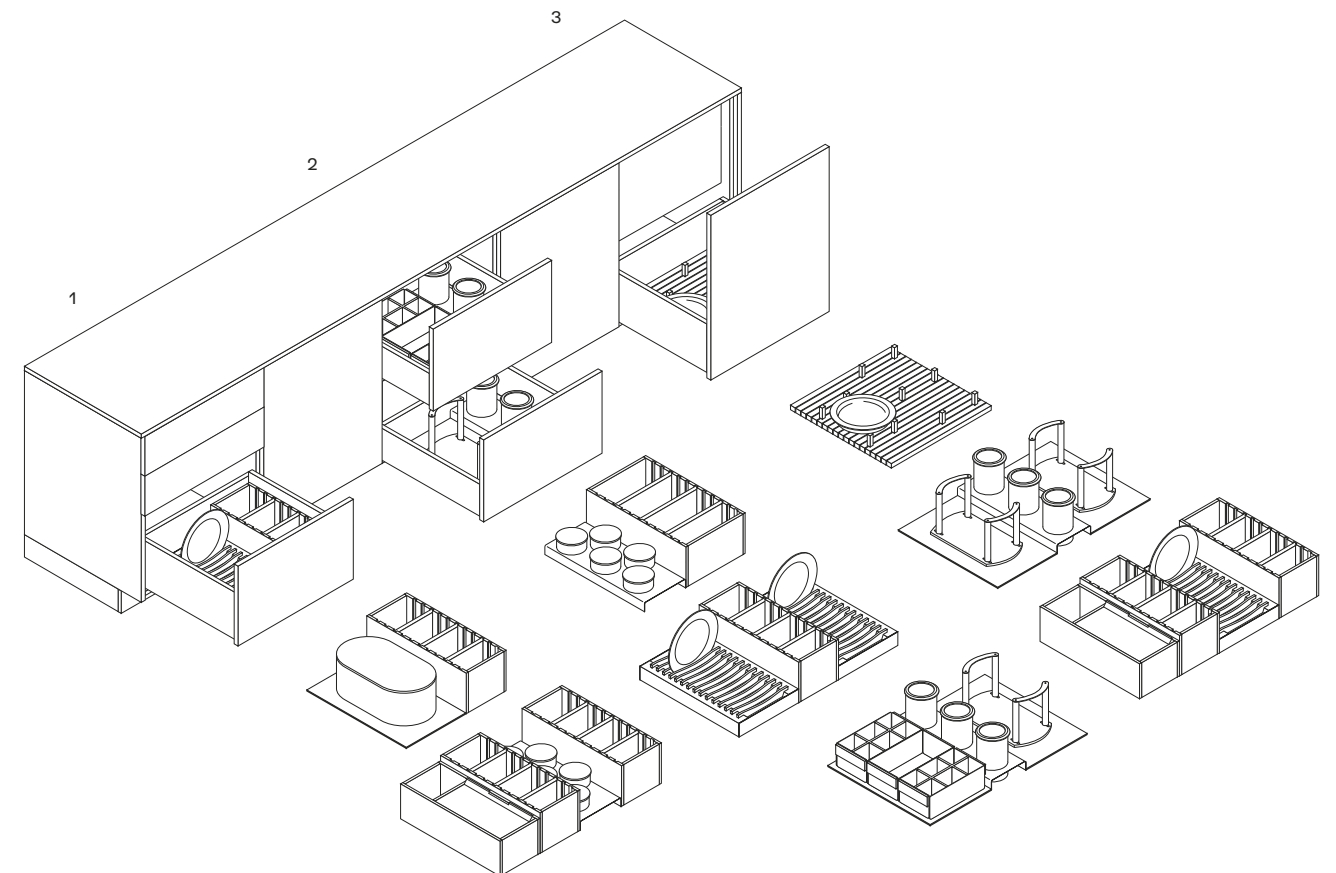
Piattaia, portapiatti regolabile, barattoli portapasta in acciaio, portapane in terracotta, portaspezie in porcellana, portarotolo, contenitori in porcellana, contenitori in acciaio.

### Types

- 1 Base unit 1 pull-out basket and 2 drawers.
- 2 Base unit 2 pull-out baskets.
- 3 Base unit 1 pull-out basket and 1 inner pull-out basket.

### Accessories

Plate-rack, adjustable plate-rack, kit pasta-holders in steel, clay bread container, porcelain spice-holder, rolling pin-holder, porcelain holders, steel holders.



### Attrezzature Equipments



Wengé  
Wenge



Noce canaletto  
Walnut canaletto



Laminato military touch  
Laminate military touch



Alluminio  
Aluminium



Materiale plastico atossico  
Non-toxic plastic

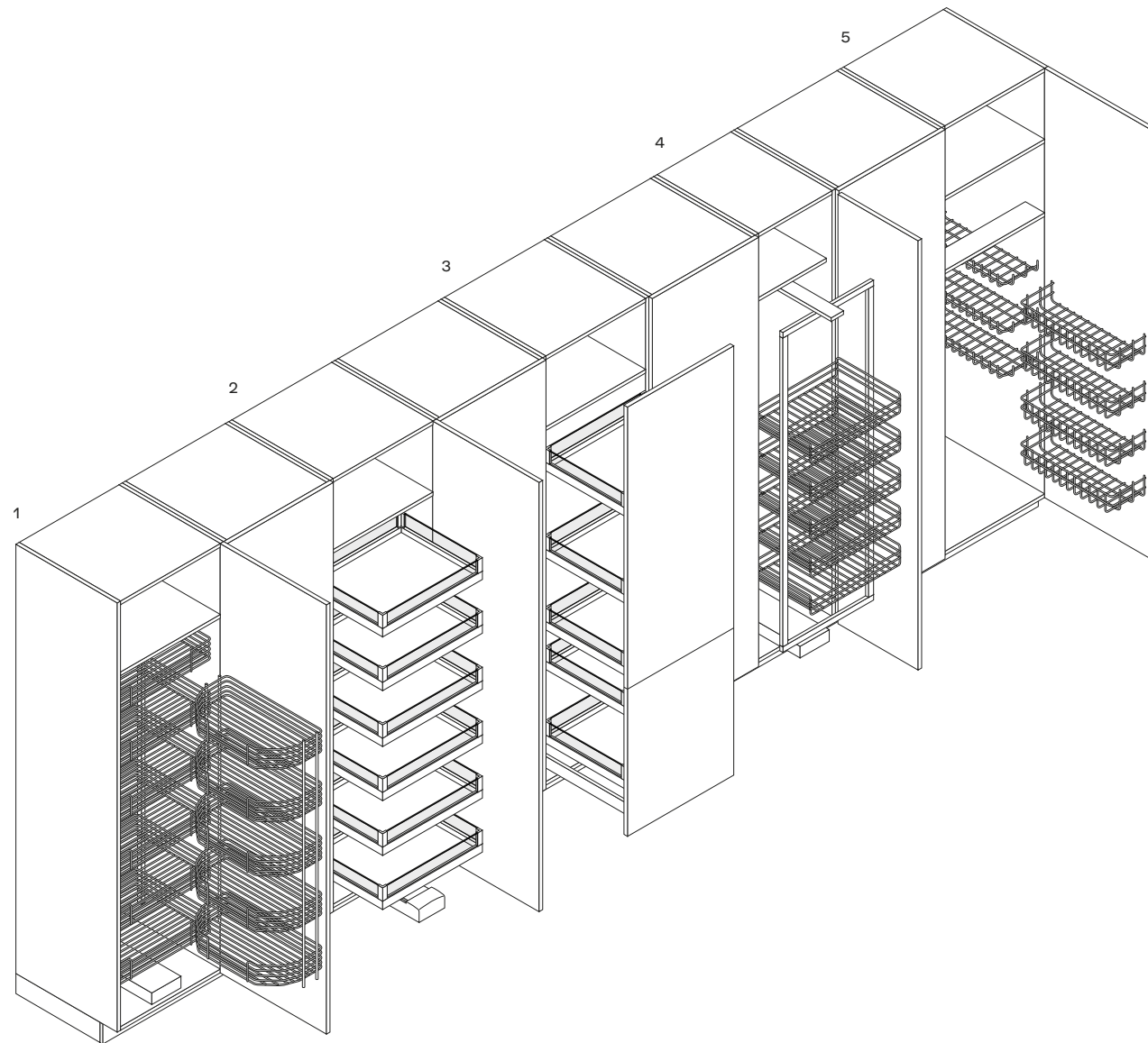
## COLONNE ATTREZZATE EQUIPPED TALL UNITS

### Tipologie

- 1 Colonna con struttura estraibile Tandem.
- 2 Colonna con struttura estraibile Convoy Lavidò.
- 3 Colonna con struttura estraibile Convoy Centro.
- 4 Colonna con meccanismo estraibile Swing.
- 5 Colonna attrezzata con ganci portascopie e cestelli.

### Types

- 1 Tall unit with Tandem extractable equipment.
- 2 Tall unit with Convoy Lavidò extractable equipment.
- 3 Tall unit with Convoy Centro extractable equipment.
- 4 Tall unit with Swing pull-out mechanism.
- 5 Tall unit with broom-holders and storage baskets.



## VANI ATTREZZATI EQUIPPED UNITS

### Tipologie

- 1 Ante battenti apertura totale.
- 2 Ante a scomparsa.

### Attrezzature

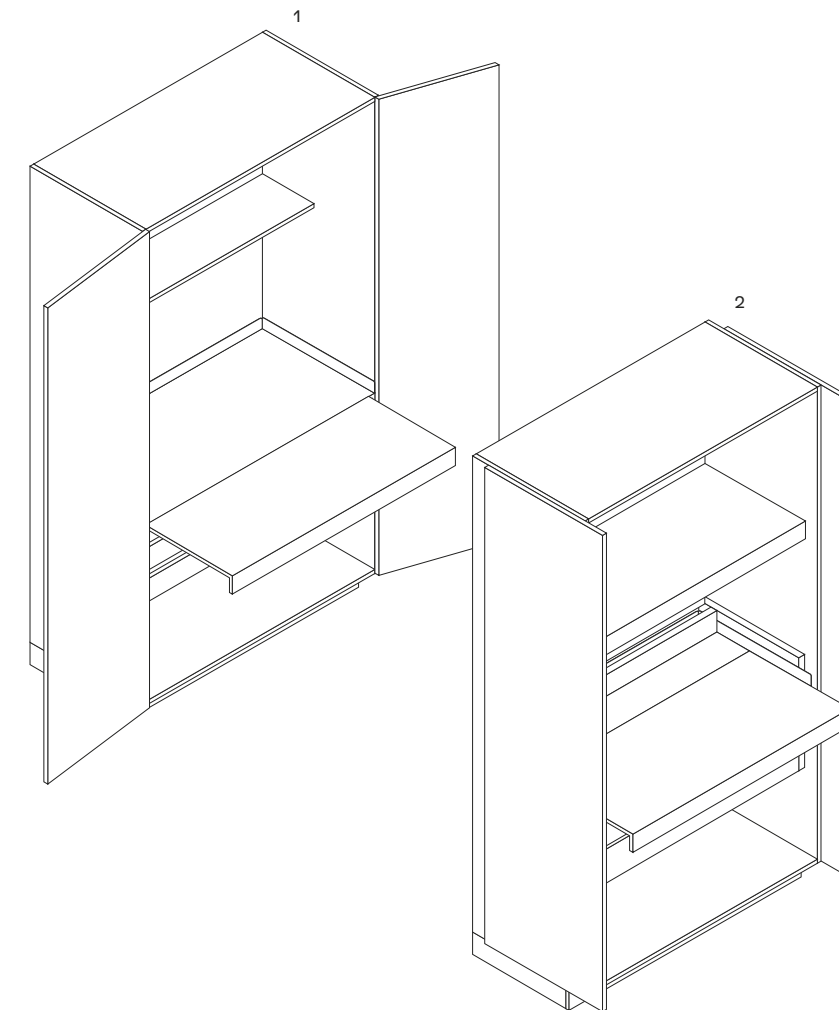
Piano di lavoro estraibile in acciaio o essenza, barra con lampade e presa elettrica, cassetti interni, ripiani, ripiani in vetro con illuminazione integrata, elettrodomestici da incasso.

### Types

- 1 Total opening leaf door.
- 2 Pocket doors.

### Equipments

Extractable worktop in steel or woods, light cover bar with lamp and socket, internal drawers, shelves, shelves in glass with integrated lighting, built-in appliances.



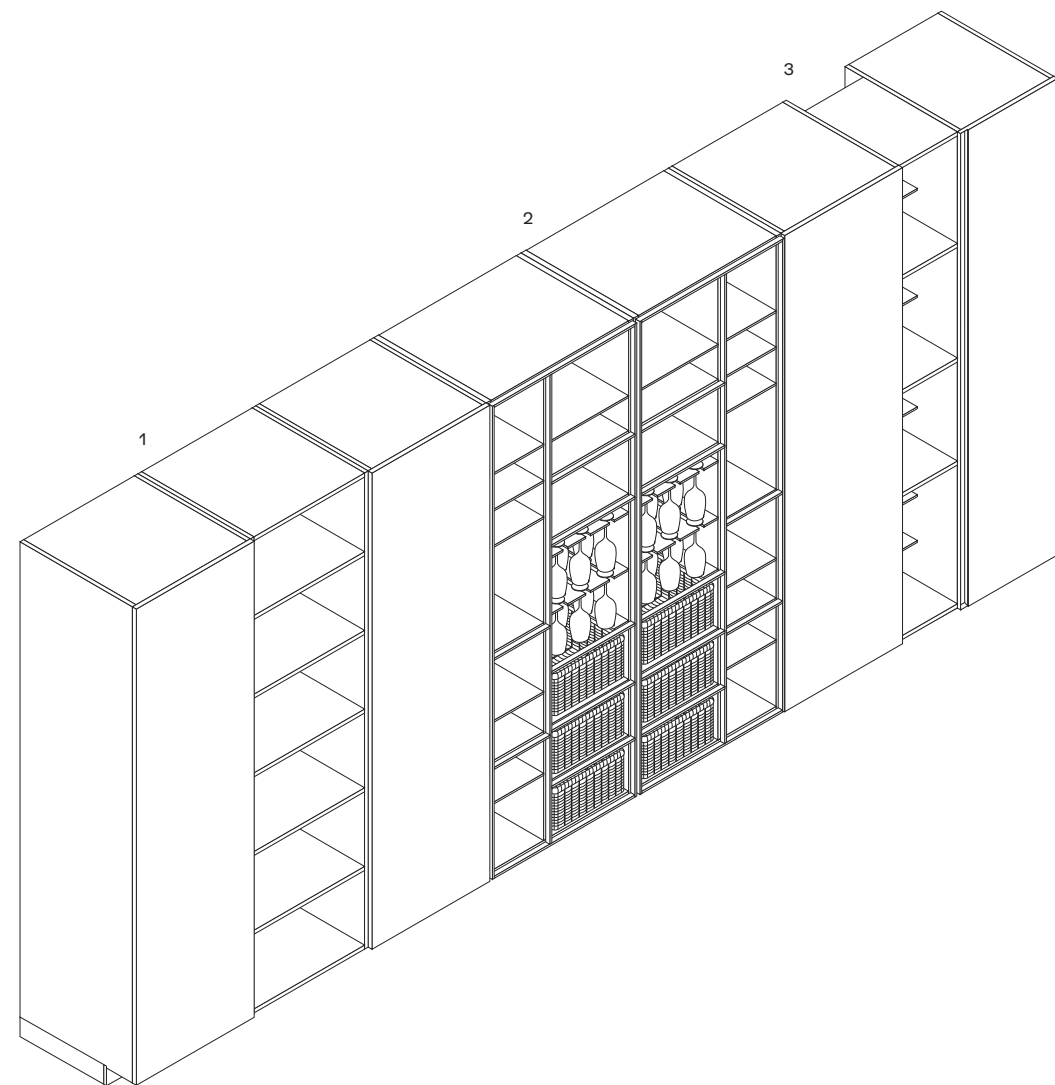
## COLONNE CON VANI A GIORNO OPEN TALL UNITS

### Tipologie

- 1 Colonna a giorno con ripiani.
- 2 Colonna a giorno con cestelli in midollino.
- 3 Colonna a giorno Trail.

### Types

- 1 Open tall unit with shelves.
- 2 Open tall unit with wicker baskets.
- 3 Trail open tall unit.



## SHAKER SCHIENALE MODULARE SHAKER EQUIPPED BACK PANEL

### Moduli

- 1 1 ripiano e 1 listello h 548 - 594.
- 2 2 ripiani inferiori e 1 listello h 548 - 594.
- 3 Modulo retro cottura con 1 ripiano e 1 listello h 548 - 594.
- 4 3 ripiani e 2 listelli h 580 - 594.
- 5 1 ripiano superiore e 1 listello h 580 - 594.
- 6 2 ripiani superiori e 2 listelli h 580 - 594.
- 7 2 ripiani e 1 listello h 580 - 594.
- 8 2 ripiani h 548.
- 9 Porta contenitori in corian h 548 - 594.
- 10 1 ripiano inferiore h 548 - 594.
- 11 Portabicchieri l 600 h 548.
- 12 Portabicchieri l 600 h 580 - 594.
- 13 Vani a giorno l 300 h 548.
- 14 Vani a giorno l 300 h 580 - 594.

### Moduli a terra

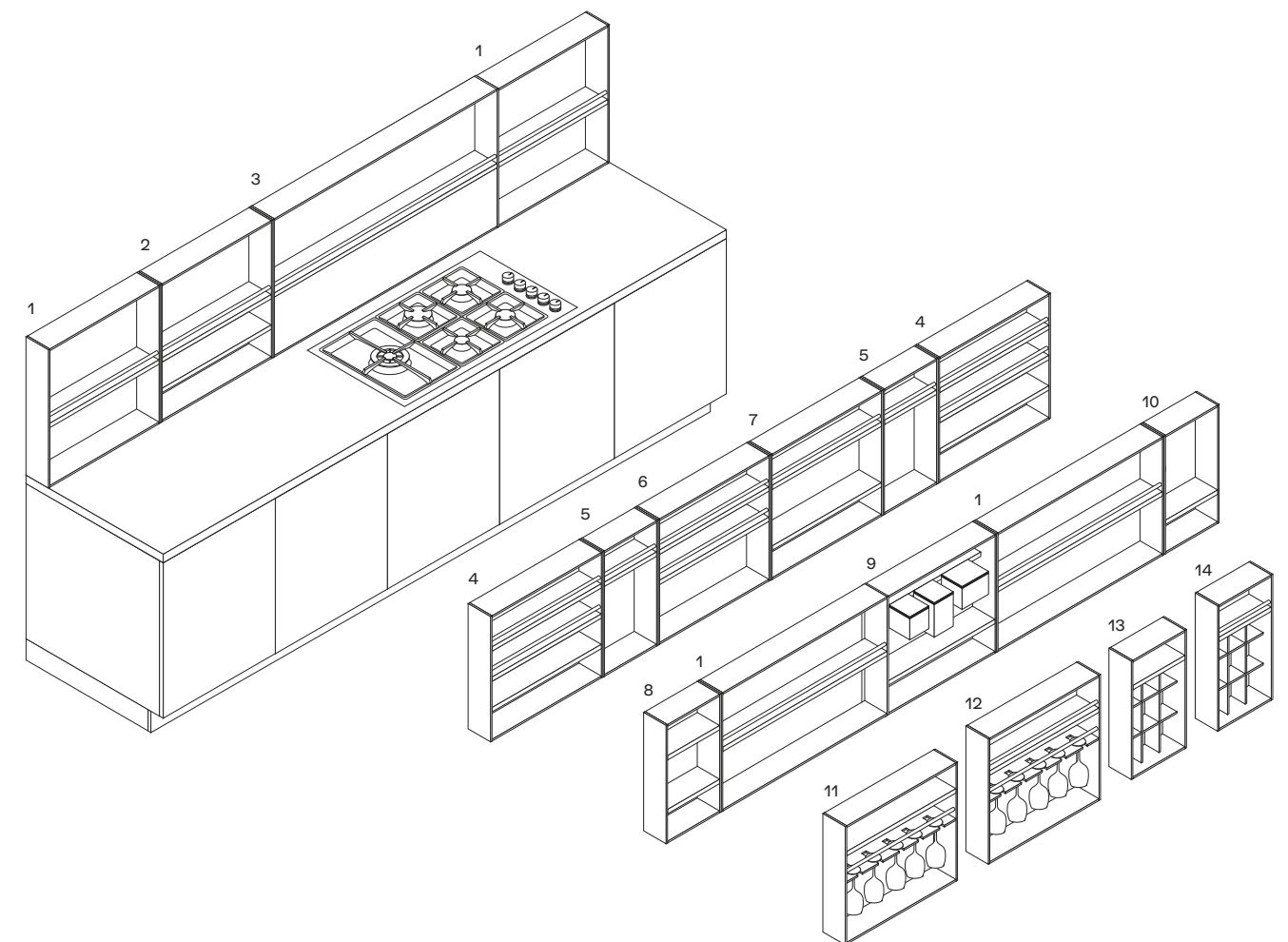
Altezza 1380 e 1400, larghezza da 150 a 1280 in diverse configurazioni con ripiani e tubi.

### Modules

- 1 1 shelf and 1 bar h 21 1/2" - 23 1/2".
- 2 2 lower shelves and 1 bar h 21 1/2" - 23 1/2".
- 3 Module for hob with 1 shelf and 1 bar. H 21 1/2" - 23 1/2".
- 4 3 shelves and 2 bars h 22 3/4" - 23 1/2".
- 5 1 upper shelf and 1 bar h 22 3/4" - 23 1/2".
- 6 2 upper shelves and 2 bars h 22 3/4" - 23 1/2".
- 7 2 upper shelves and 1 bar h 22 3/4" - 23 1/2".
- 8 2 shelves h 21 1/2".
- 9 Holders in corian h 21 1/2" - 23 1/2".
- 10 1 lower shelf h 21 1/2" - 23 1/2".
- 11 Glass holders w 23 5/8" h 21 1/2".
- 12 Glass holders w 23 5/8" h 22 3/4" - 23 1/2".
- 13 Open compartments w 11 13/16" h 21 1/2".
- 14 Open compartments w 11 13/16" h 22 3/4"-23 1/2".

### Floor standing modules

Height 54 1/4" and 55", width from 6" to 50 1/2" with different configurations with shelves and hanging bars.



SOLUZIONI PER ANGOLI  
CORNER SOLUTIONS

**Basi**

- 1 Base doppio battente.
- 2 Base anta battente.

**Pensili**

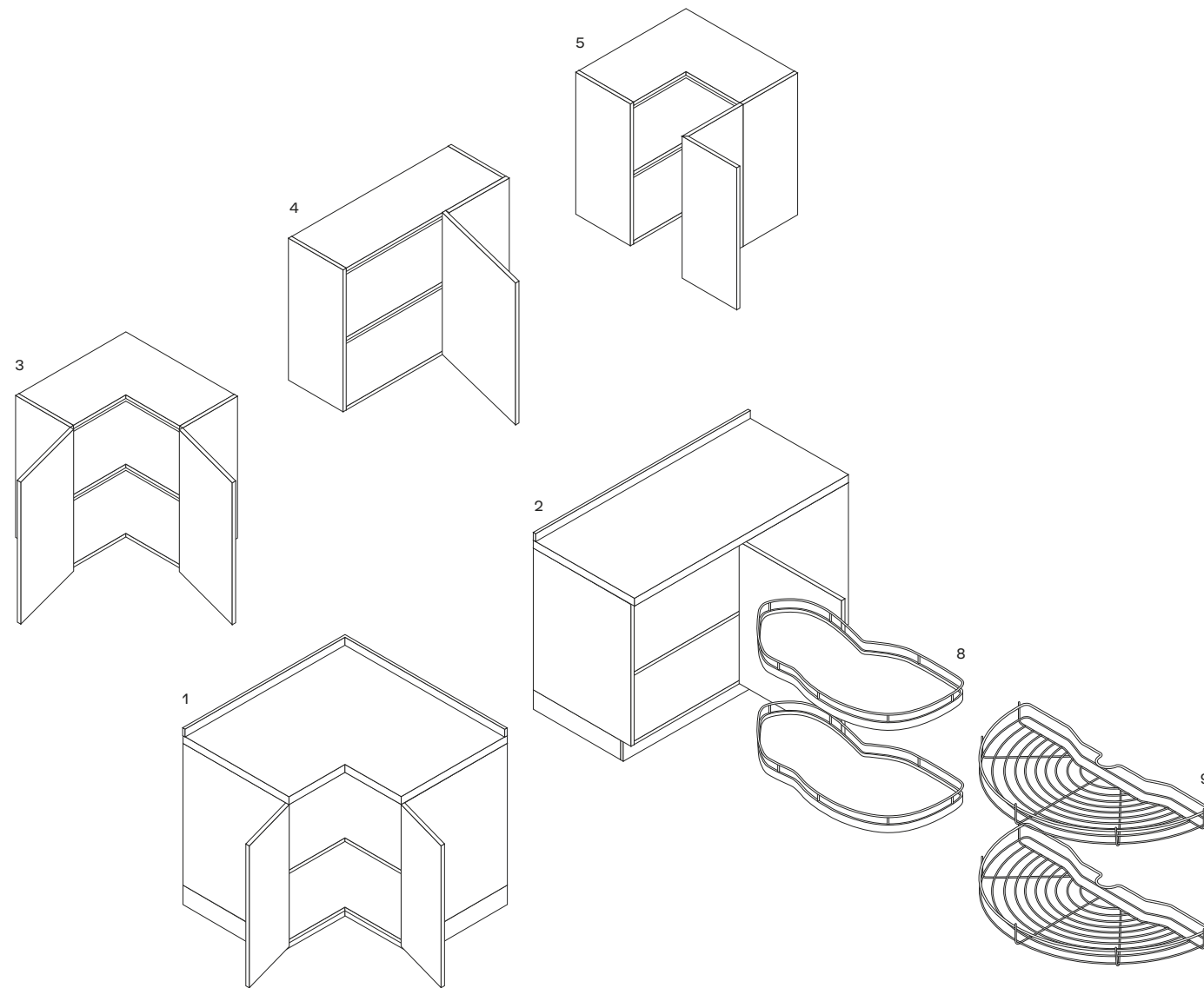
- 3 Pensile doppio battente.
- 4 Pensile anta battente.
- 5 Pensile anta pieghevole.

**Base units**

- 1 Base unit with two leaf doors.
- 2 Base unit with leaf door.

**Wall units**

- 3 Wall unit with two leaf doors.
- 4 Wall unit with leaf door.
- 5 Wall unit with folding door.



**Colonne**

- 6 Colonna doppio battente.
- 7 Colonna anta battente.

**Attrezzature**

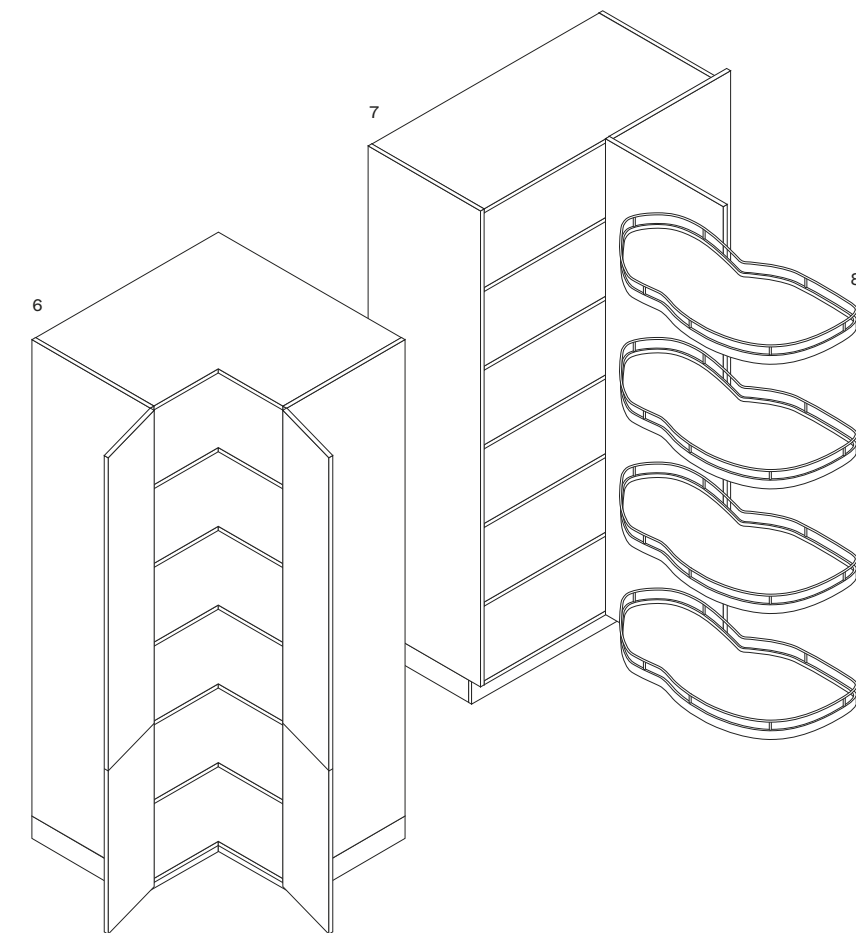
- 8 Cesti estraibili LeMans.
- 9 Cestelli in metallo cromato.

**Tall units**

- 6 Tall unit with two leaf doors.
- 7 Tall unit with leaf door and inner shelves.

**Equipments**

- 8 Pull-out storage baskets LeMans.
- 9 Baskets in chromed metal.





## PIANI COTTURA HOBS

### Tipologie

- 1 Piano a gas.
- 2 Piano a induzione.
- 3 Elementi modulari.

### Tipologie di incasso

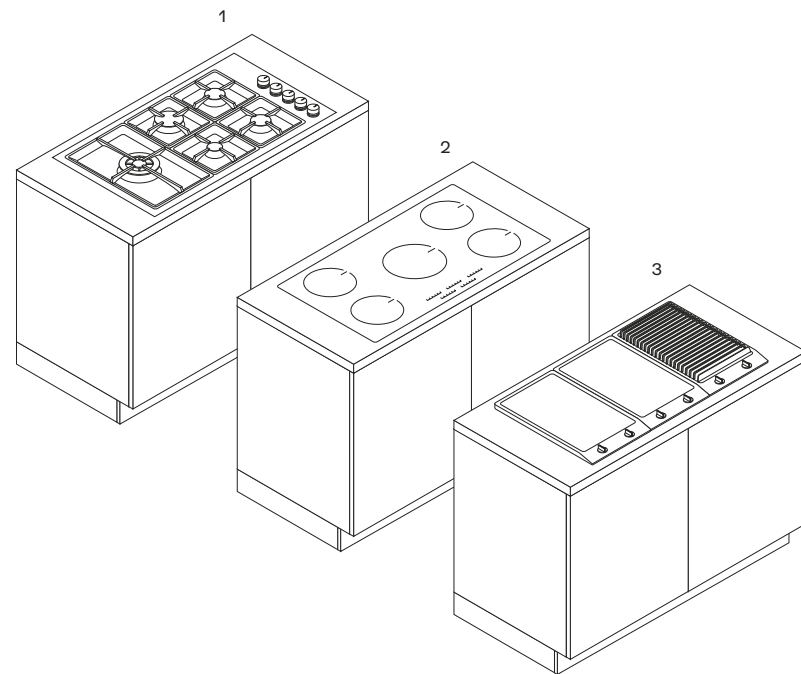
Incasso standard: il piano sporge da 4 a 15 mm; semifilotop: bordo inclinato di 3 mm; finotop: il piano sporge 1 mm; filotop. Nel caso di piani di lavoro in acciaio, i piani cottura possono essere saldati direttamente nella superficie del top.

### Types

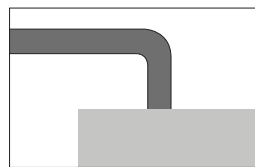
- 1 Gas hob.
- 2 Induction hob.
- 3 Modular elements.

### Built-in types

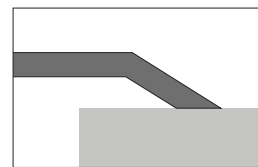
Standard built-in with jutting hob of 1/4" a 1/2"; semi-flush built-in with inclined edge of 1/8"; flush built-in with jutting hob 5/128" and fully flush built-in. In case of steel worktops, the hobs can be soldered directly in the worktop.



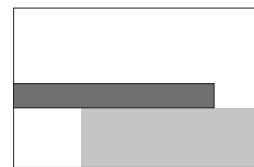
### Tipologie di incasso Built-in types




Standard  
Standard built-in



Semifilotop  
Semi-flush built-in



Finotop  
Flush built-in



Filotop  
Fully flush built-in

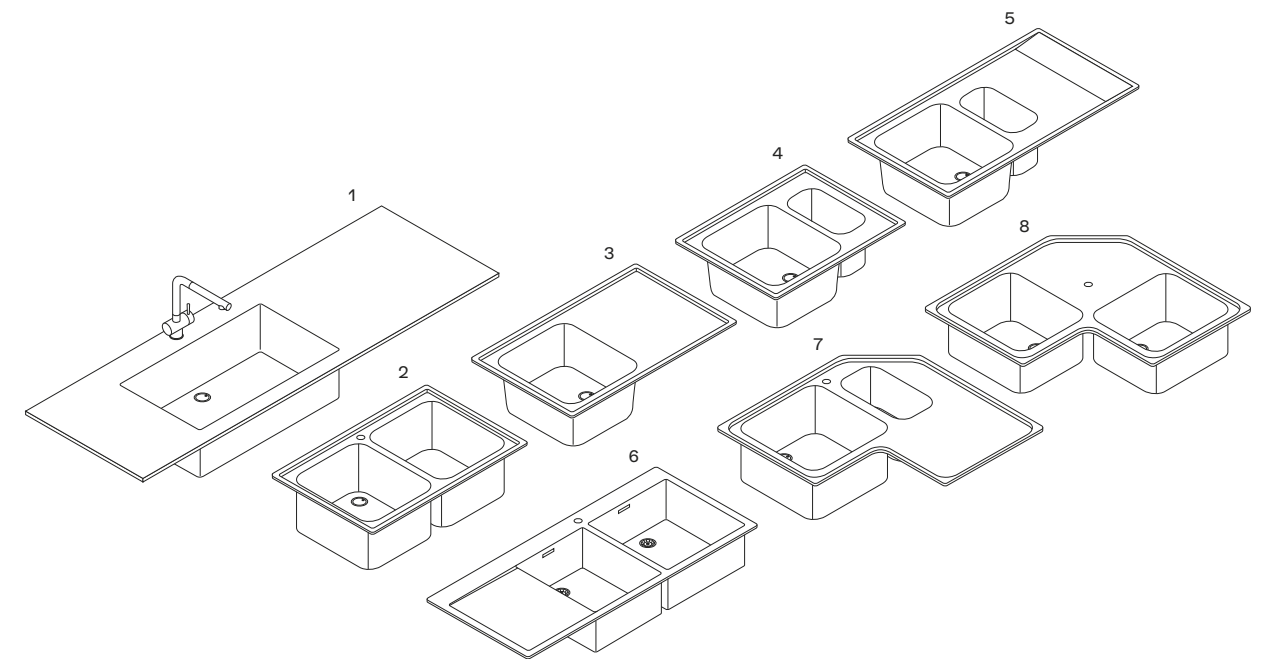
## LAVELLI SINKS

### Tipologie

- 1 Vasca singola.
- 2 Due vasche.
- 3 Vasca e gocciolatoio.
- 4 Vasca grande e piccola.
- 5 Vasca grande, piccola e gocciolatoio.
- 6 Due vasche e gocciolatoio.
- 7 Lavello angolare vasca grande e piccola.
- 8 Lavello angolare due vasche.

### Types

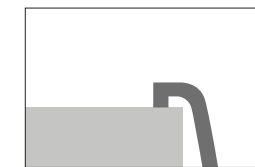
- 1 Single basin.
- 2 Two basins.
- 3 Basin with drip.
- 4 Big and small basins.
- 5 Big and small basins with drip.
- 6 Two basins with drip.
- 7 Corner sink with big and small basins.
- 8 Corner sink with two basins.



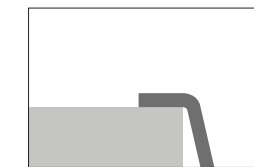
### Tipologie di incasso Built-in types



Appoggio h 40 mm  
Surface-mounted h 1 1/2"



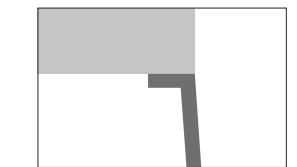
Incasso  
Standard built-in



Finotop  
Flush built-in



Filotop  
Fully flush built-in



Sottotop  
Under-top mounted

## PORTARIFIUTI WASTEBINS

### Tipologie basi

- 1 Base livello con estrattori.
- 2 Base portarifiuti.
- 3 Base livello portarifiuti.
- 4 Base livello anta battente.

### Accessori

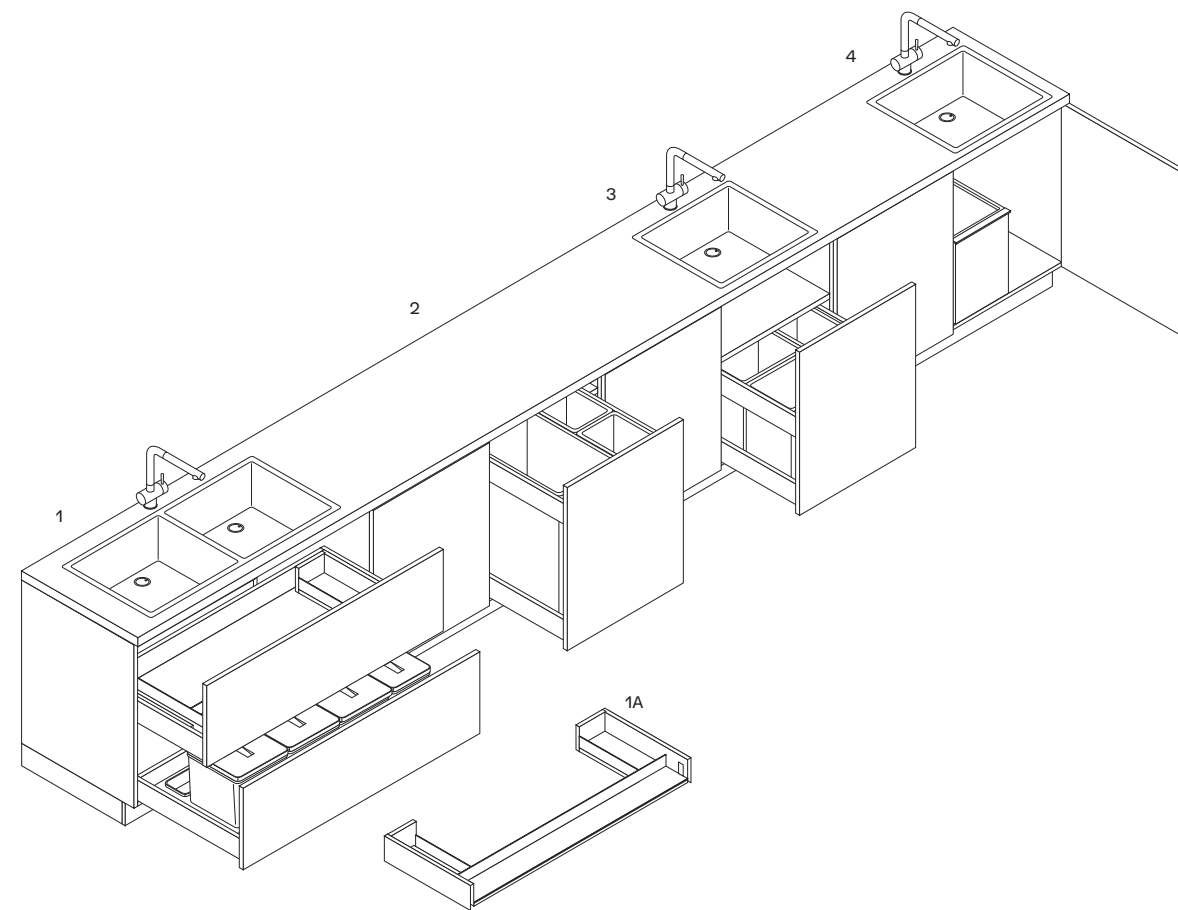
- 1A Kit sottovasca.

### Base types

- 1 Sink base unit with pull-out baskets.
- 2 Base unit with wastebin.
- 3 Sink base unit with wastebin.
- 4 Sink base unit with leaf doors.

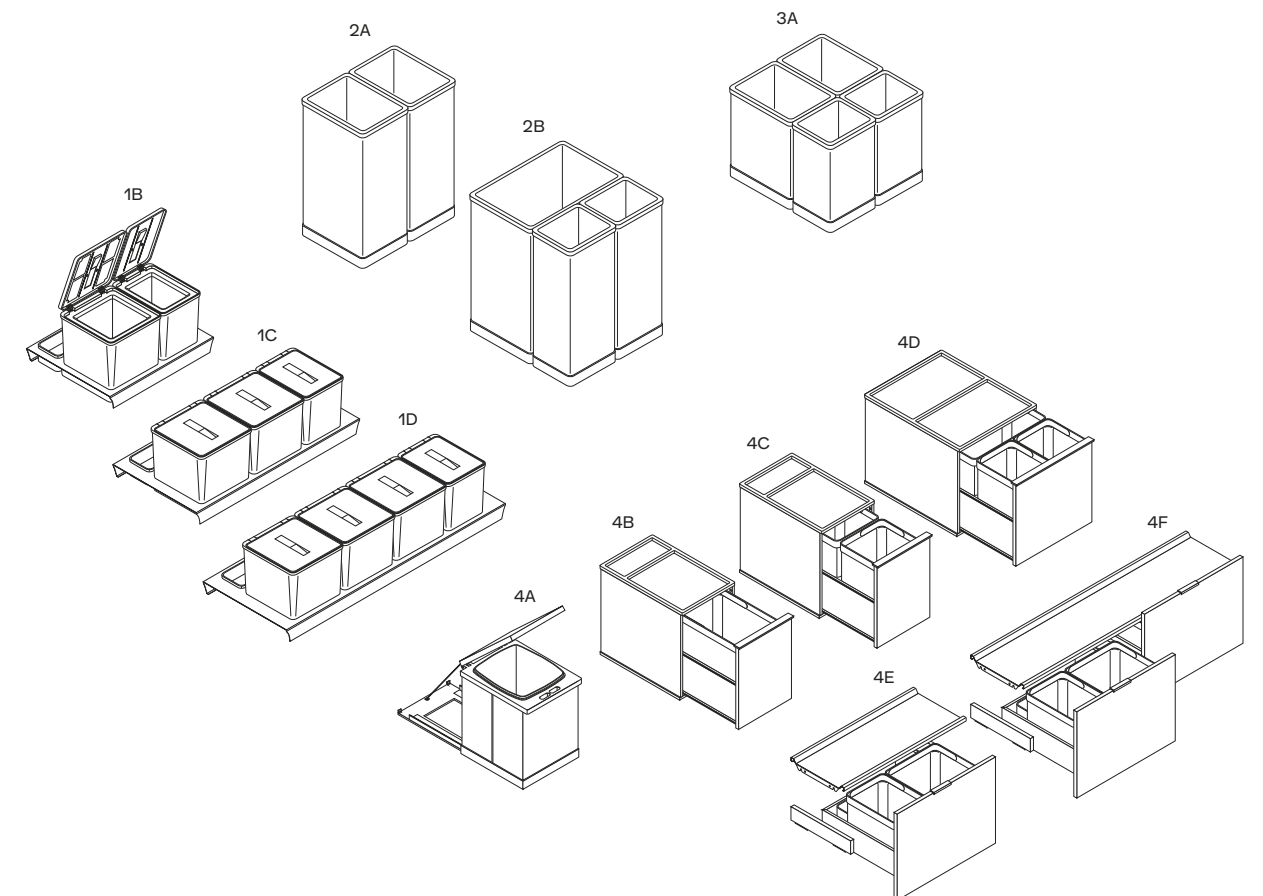
### Accessories

- 1A Sink base kit.



### Portarifiuti / Wastebins

- |    |  |    |  |
|----|--|----|--|
| 1B | 1 × 12 L, 1 × 17 L, 2 vaschette / 2 basins | 4A | 1 × 18 L   |
| 1C | 1 × 12 L, 2 × 17 L, 3 vaschette / 3 basins | 4B | 1 × 21 L   |
| 1D | 1 × 12 L, 3 × 17 L, 4 vaschette / 4 basins | 4C | 2 × 10 L   |
| 2A | 2 × 28 L                                   | 4D | 2 × 10 L, 1 × 16 L                                   |
| 2B | 1 × 59 L, 2 × 18 L                         | 4E | 1 × 18 L, 1 × 10 L, 3 vaschette / 3 basins           |
| 3A | 2 × 19 L, 2 × 11 L                         | 4F | 1 × 21 L, 1 × 18 L, 1 × 10 L, 6 vaschette / 6 basins |



## CAPPE HOODS

### Cappe personalizzate Poliform

- 1 Cappa Piatta a parete, a isola e a penisola.
- 2 Cappa Factory a isola.
- 3 Cappa Flat a parete e a isola.
- 4 Cappa Box a parete, a parete fra pensili e a isola.
- 5 Cappa Glass a isola.
- 6 Cappa Work a parete e a isola.

### Poliform personalised hoods

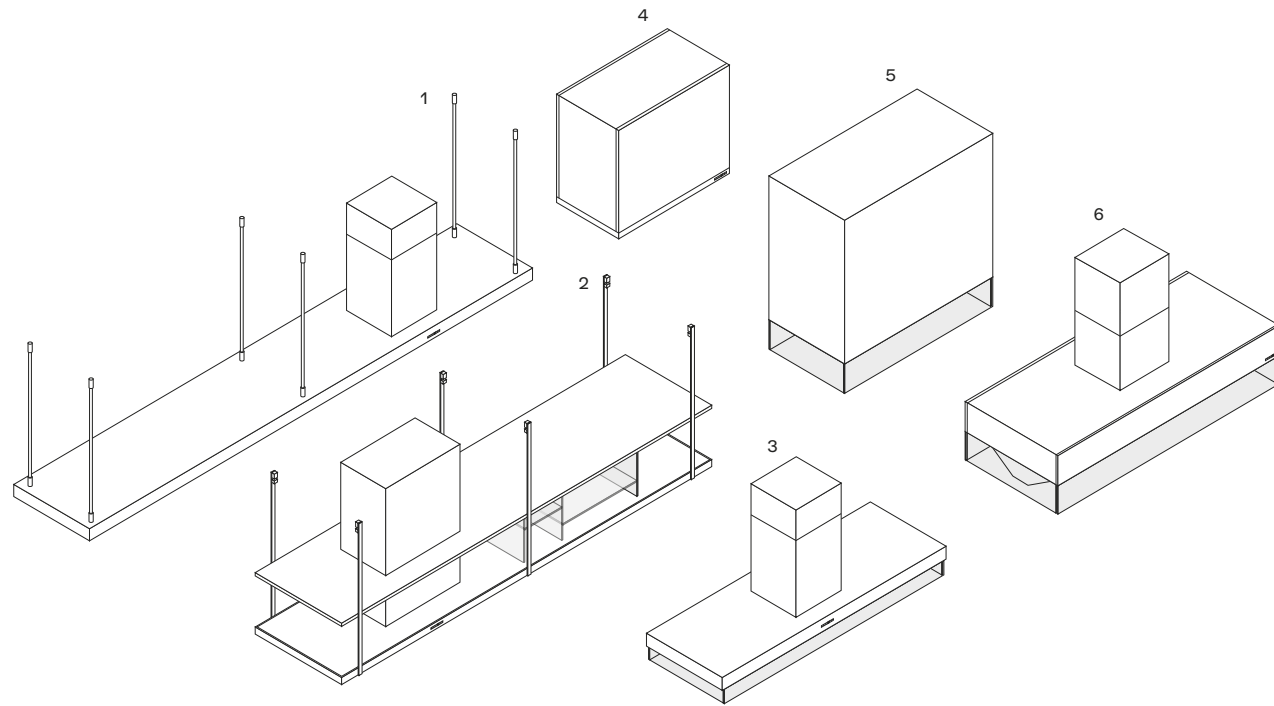
- 1 Piatta wall mounted, island-hood, peninsula-hood.
- 2 Factory island-hood.
- 3 Flat wall mounted, island-hood.
- 4 Box wall mounted, between wall units, island-hood.
- 5 Glass island-hood.
- 6 Work wall mounted, island-hood.

### Cappe integrate

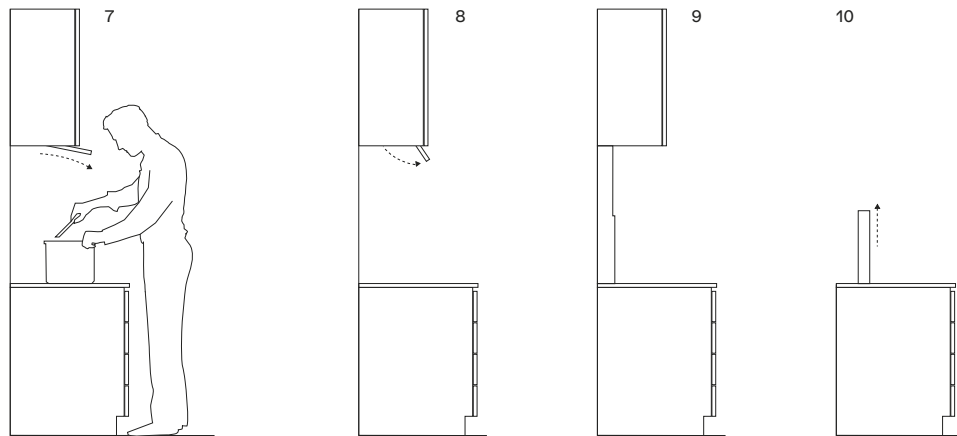
- 7 Cappa a scomparsa.
- 8 Cappa Easy integrata nel pensile.
- 9 Cappa Vertigo a parete.
- 10 Cappa Downdraft a scomparsa nel top.

### Integrated hoods

- 7 Retractable hood.
- 8 Easy built-in hood in the wall unit.
- 9 Wall mounted Vertigo hood.
- 10 Retractable hood Downdraft in the worktop-film rack, rolling pin-holder.



### Cappe integrate Integrated hoods



## SOLUZIONI DI ILLUMINAZIONE LIGHTING SOLUTIONS

### Illuminazione sul piano di lavoro

- 1 Sagoma con illuminazione multiled.
- 2 Faretto integrati sottopensile multiled.
- 3 Barra retrospensile multiled.
- 4 Barra sottopensile luminosa multiled.

### Lighting on worktop

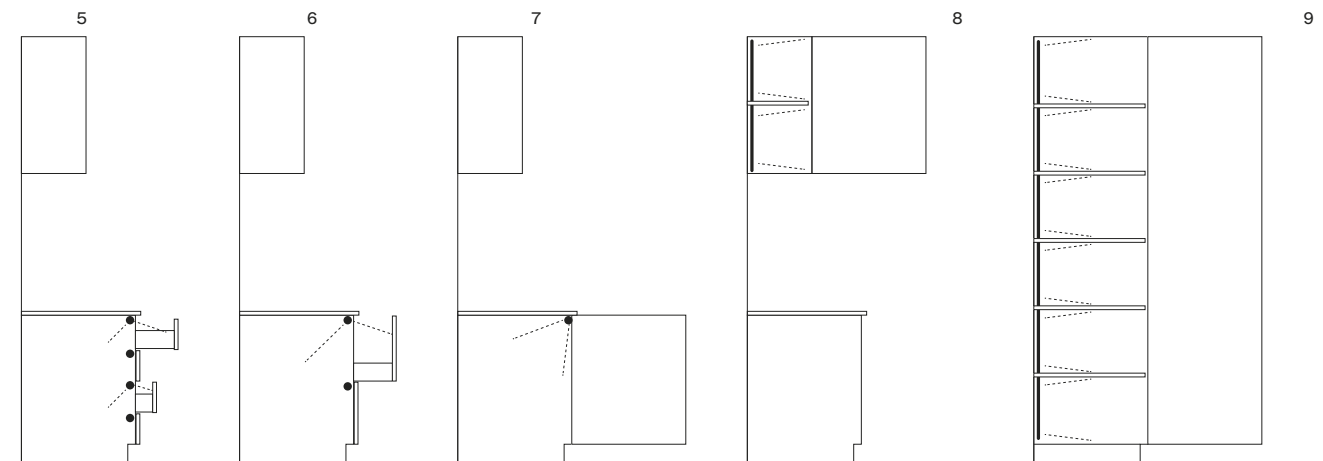
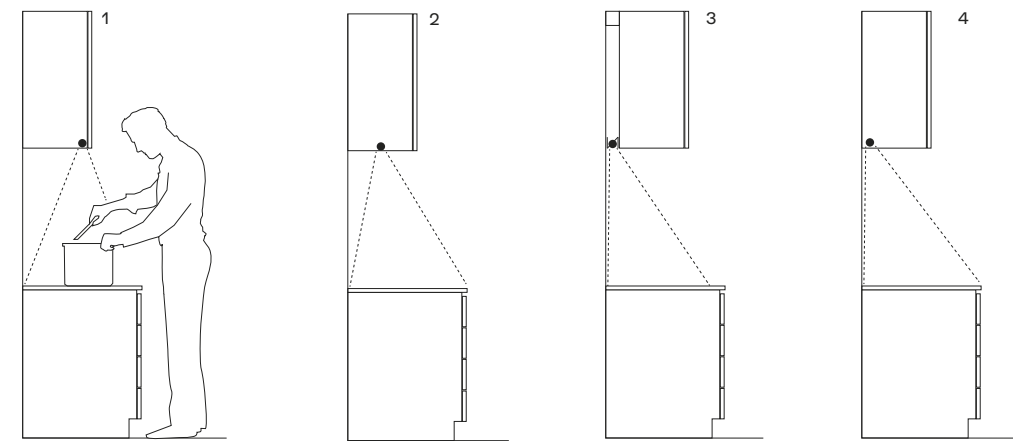
- 1 Profile with multiled lighting.
- 2 Built-in multiled spotlights.
- 3 Multiled bar to the back of the wall unit.
- 4 Multiled lighted bar under wall unit.

### Multiled interno contenitori

- 5 Cassetti.
- 6 Estrattori.
- 7 Ante battenti.
- 8 Pensili.
- 9 Colonne.

### Units internal multiled

- 5 Drawers.
- 6 Pull-out baskets.
- 7 Leaf doors.
- 8 Wall units.
- 9 Tall units.



## TAVOLI TABLES



### Concorde

Design Emmanuel Gallina

Struttura e piano in noce c., rovere cenere, rovere spessart o olmo nero. Il piano è disponibile anche in cinque marmi levigati e sei lucidi. Per le versioni rettangolari è disponibile anche il piano in vetro lucido nei colori bordeaux 1259, grafite 1204, ghiaccio 2273, arena 1264 o in vetro riflettente blu 5010 con cornice in essenza (escluso rovere cenere). Per i tavoli Ø 1800 e 2000 mm è previsto un piano girevole opzionale in appoggio in laccato opaco colori, laccato lucido colori, cinque marmi levigati e sei lucidi.



Structure and top in walnut c., cenere oak, spessart oak or black elm. Top available also in five mat and six glossy marble finishings. Only for the rectangular version top in glossy glass in bordeaux 1259, grafite 1204, ghiaccio 2273, arena 1264 or blue reflecting glass 5010 with wooden frame (except structure and cenere oak). Only for the round table Ø 70 3/4" and 78 3/4" an optional spinning tray is available in the finishings: mat lacquered colours, glossy lacquered colours, five mat and six glossy marbles.



Dimensioni mm: rettangolare 2185 x 1080 - 2400 x 1080 - 2800 x 1080 h 740  
rotondo Ø 1370 - Ø 1800 - Ø 2000 h 740  
Ø 1800 piano girevole opzionale Ø 900  
Ø 2000 piano girevole opzionale Ø 1050  
Dimensions in: rectangular 86" x 42 1/2" - 94 1/2" x 42 1/2" - 110 1/4" x 42 1/2" h 29 1/4"  
round Ø 54" - Ø 70 3/4" - Ø 78 3/4" h 740  
Ø 70 3/4" optional spinning tray Ø 35 1/2"  
Ø 78 3/4" optional spinning tray Ø 41 1/4"



### Home Hotel

Design Jean-Marie Massaud

Struttura e piano in olmo nero. I tavoli Ø 1800 e 2000 mm hanno un piano girevole integrato in olmo nero, cinque marmi levigati e sei lucidi.  
Structure and top in black elm. Round table Ø 70 3/4" and 78 3/4" with integrated spinning tray in black elm or five mat and six glossy marble finishings.



Dimensioni mm: rettangolare 2400 x 1100 - 3000 x 1100 h 740  
rotondo Ø 1600 - Ø 1800 - Ø 2000 h 740  
Ø 1800 piano girevole integrato Ø 900  
Ø 2000 piano girevole integrato Ø 1100



Dimensions in: rectangular 94 1/2" x 43 1/4" - 118" x 43 1/4" h 29 1/4"  
round Ø 63" - Ø 70 3/4" - Ø 78 3/4" h 29 1/4"  
Ø 70 3/4" integrated spinning tray Ø 35 1/2"  
Ø 78 3/4" integrated spinning tray Ø 43 1/4"



### Opéra

Design Emmanuel Gallina

Tavolo fisso o allungabile. Struttura in rovere cenere, rovere spessart o noce c. Piano in rovere cenere, rovere spessart, noce c., cinque marmi levigati e sei lucidi. Le prolunghe del tavolo allungabile con piano in marmo hanno la stessa finitura della struttura. Fixed or extensible table. Structure in cenere oak, spessart oak or walnut c. Table top in the finishing: cenere oak, spessart oak, walnut c., five mat and six glossy marble finishings. The extensions of the table with marble top are in the same finishing of the structure.

Dimensioni mm: fisso 2880 x 1100 h 740  
allungabile 2080/2980 x 969 h 740  
Dimensions in: fixed 113 1/2" x 43 1/4" h 29 1/4"  
extensible 82"/117 1/4" x 38 1/4" h 29 1/4"



### Blade

Design R&D Poliform

Struttura e piano in massello di noce canaletto o massello tinto olmo nero. Nella versione rettangolare la lunghezza del tavolo si può personalizzare al centimetro. Structure and top in solid canaletto walnut or solid wood stained black elm. The length of the rectangular table can be customized.  
Dimensioni mm: quadrato 1100 x 1100 - 1400 x 1400 h 740  
rettangolare da 1400 a 3000 x 1100 h 740  
Dimensions in: square 43 1/4" x 43 1/4" - 55" x 55" h 29 1/4"  
rectangular from 55" to 118" x 43 1/4" h 29 1/4"



### Howard

Design Jean-Marie Massaud

Struttura in rovere cenere, rovere spessart o olmo nero. Telaio in metallo tagliato a laser, piegato e verniciato opaco brown nickel. Piano disponibile in rovere cenere, rovere spessart, olmo nero, cinque marmi levigati e sei lucidi.  
Structure in cenere oak, spessart oak or black elm finishing. Frame in metal laser cut and folded,

mat painted brown nickel. Top finishings: cenere oak, spessart oak, black elm, five mat and six glossy marbles.  
Dimensioni mm: 2200 x 1000 - 2800 x 1100 h 740  
Dimensions in: 86 1/2" x 39 1/4" - 110 1/4" x 43 1/4" h 29 1/4"



### Mad Dining Table

Design Marcel Wanders

Struttura in rovere spessart, rovere cenere o olmo nero. Piano in rovere spessart, rovere cenere, olmo nero, cinque marmi levigati e sei lucidi.  
Structure in spessart oak, cenere oak or black elm finishing. Top finishings: spessart oak, cenere oak, black elm, five mat and six glossy marbles.  
Dimensioni mm: 2200 x 1100 - 2790 x 1100 h 740  
Dimensions in: 86 1/2" x 43 1/4" - 109 3/4" x 43 1/4" h 29 1/4"



### Flute

Design Roberto Barbieri

Base in laccato opaco colori, laccato lucido colori o nella finitura antigraffio in bianco 01, carbone 91, grafite 04, canapa 35, verniciato opaco brown nickel o lucido brown nickel. Piano in laccato opaco colori, laccato lucido colori, nella finitura antigraffio in bianco 01, carbone 91, grafite 04, canapa 35, cinque marmi levigati e sei lucidi.  
Base in the finishing mat lacquered colours, glossy lacquered colours, anti-scratch lacquer in the colours bianco 01, carbone 91, grafite 04, canapa 35, mat or glossy painted brown nickel. Top in mat

lacquered colours, glossy lacquered colours and anti-scratch lacquer in the colours bianco 01, carbone 91, grafite 04, canapa 35 or in five mat and six glossy marble finishings.  
Dimensioni mm: piano laccato Ø 900 - Ø 1250 - Ø 1400 h 740  
piano marmo Ø 900 - Ø 1230 - Ø 1370 h 740  
Dimensions in: lacquered top Ø 35 1/2" - Ø 49 1/4" - Ø 55" h 29 1/4"  
marble top Ø 35 1/2" - Ø 48 1/2" - Ø 54" h 29 1/4"



### Gill

Design Roberto Barbieri

Tavolo allungabile con struttura e piano in rovere spessart.  
Extensible table with structure and top in spessart oak.  
Dimensioni mm: 1550/2100 x 900 h 740  
1800/2350 x 900 h 740  
2000/2620 x 1000 h 740  
Dimensions in: 61"/82 3/4" x 35 1/2" h 29 1/4"  
70 3/4"/92 1/2" x 35 1/2" h 29 1/4"  
78 3/4"/103 1/4" x 39 1/4" h 29 1/4"



### Trevi

Design Roberto Barbieri

Piano in laccato opaco colori o nella finitura antigraffio in bianco 01, canapa 35, grafite 04 e carbone 91; gambe in laccato opaco colori, nella finitura antigraffio e verniciato opaco o lucido brown nickel.  
Top in mat lacquered colours and in anti-scratch version in colours bianco 01, canapa 35, grafite 04, and carbone 91; legs in mat lacquered colours,

anti-scratch version and mat or glossy painted brown nickel.  
Dimensioni mm: quadrato 900 x 900 - 1250 x 1250 h 740  
rettangolare 1400 x 800 - 1800 x 900 h 740  
Dimensions in: square 35 1/2" x 35 1/2" - 49 1/4" x 49 1/4" h 29 1/4"  
rectangular 55" x 31 1/2" - 70 3/4" x 35 1/2" h 29 1/4"

## SEDIE CHAIRS



**Sophie**  
Design Emmanuel Gallina

Basamento in rovere spessart o olmo nero. Seduta imbottita e rivestita in tessuto sfoderabile o pelle non sfoderabile. Structure in spessart oak or black elm. Seat upholstered and covered in removable fabric or non removable leather. Dimensioni mm: sedia l 570 p 600 h 780 sedia con braccioli l 630 p 600 h 780 Dimensions in: chair w 22 1/2" d 23 1/2" h 30 3/4" chair with arms w 24 3/4" d 23 1/2" h 30 3/4"



**Seattle**  
Design Jean-Marie Massaud

Seduta in cuoio non sfoderabile. Gambe in rovere spessart, rovere cenere, rovere naturale o olmo nero. Seat in non removable hide. Spessart oak, cenere oak, natural oak or black elm legs. Dimensioni mm: sedia l 530 p 550 h 790 sedia con braccioli l 560 p 550 h 790 Dimensions in: chair w 20 3/4" d 21 3/4" h 31" chair with arms w 22" d 21 3/4" h 31"



**Ipanema**  
Design Jean-Marie Massaud

Seduta imbottita e rivestita in tessuto o pelle non sfoderabili. Struttura in rovere spessart, rovere cenere o olmo nero. Seat upholstered and covered in non removable fabric or leather. Structure in spessart oak, cenere oak or black elm. Dimensioni mm: sedia l 540 p 545 h 815 sedia con braccioli l 575 p 545 h 815 Dimensions in: chair w 21 1/4" d 21 1/2" h 32" chair with arms w 22 3/4" d 21 1/2" h 32"



**Grace**  
Design Emmanuel Gallina

Basamento in noce c., rovere cenere, rovere spessart o olmo nero. Seduta imbottita e rivestita in tessuto o pelle non sfoderabili. Structure in walnut c., cenere oak, spessart oak or black elm. Seat upholstered and covered in non removable fabric or leather. Dimensioni mm: sedia l 535 p 540 h 815 sedia con braccioli l 535 p 540 h 815 Dimensions in: chair w 21" d 21 1/4" h 32" chair with arms w 21" d 21 1/4" h 32"



**Mad Dining Chair**  
Design Marcel Wanders

Seduta imbottita e rivestimento non sfoderabile in tessuto o pelle, con possibilità di rivestimento diverso tra interno ed esterno scocca. \* Il rivestimento Gibson Matelassé è disponibile solo per la scocca interna. Gambe in rovere spessart, rovere cenere o olmo nero. Seat upholstered and covered in non removable fabric or leather. Inner and outer parts of the body could be covered in different materials.

\* Gibson Matelassé cover is available only for the inner body. Legs in spessart oak, cenere oak or black elm. Dimensioni mm: sedia l 480 p 575 h 790 sedia con braccioli l 490 p 575 h 790 dimensions in: chair w 19" d 22 3/4" h 31" chair with arms w 19 1/4" d 22 3/4" h 31"



**Ventura**  
Design Jean-Marie Massaud

Struttura in rovere a poro aperto laccato opaco colori (escluso il colore piombo), rovere cenere, rovere spessart o olmo nero. Seduta imbottita e rivestita in tessuto o pelle non sfoderabili. Structure in oak open pore mat lacquered colours (except piombo colour), cenere oak, spessart oak or black elm. Seat upholstered and covered in non removable fabric or leather.



Dimensioni mm: sedia l 505 p 540 h 815 sedia con braccioli l 555 p 540 h 815 sgabello l 502 p 495 h 1041 Dimensions in: chair w 20" d 21 1/4" h 32" chair with arms w 21 3/4" d 21 1/4" h 32" stool w 19 3/4" d 19 1/2" h 41"



**Ventura**  
Design Jean-Marie Massaud

Struttura tondino di metallo laccato opaco colori. Seduta imbottita e rivestita in tessuto o pelle non sfoderabili. Structure in mat lacquered colours metal round bar. Seat upholstered and covered in non removable fabric or leather. Dimensioni mm: sedia l 505 p 540 h 815 sedia con braccioli l 555 p 540 h 815 Dimensions in: chair w 20" d 21 1/4" h 32" chair with arms w 21 3/4" - d 21 1/4" h 32"



**BB**  
Design Riccardo Blumer e Matteo Borghi

Struttura completamente rivestita in cuoio non sfoderabile. Structure completely covered in non removable hide. Dimensioni mm: l 465 p 535 h 780 Dimensions in: w 18 1/4" d 21" h 31 1/4"



**Harmony**  
Design Rodrigo Torres

Scocca in rovere spessart o rovere a poro aperto laccato opaco colori (escluso il colore piombo), struttura in cromo nero, rovere spessart o rovere laccato opaco colori a poro aperto (escluso il colore piombo). Nella variante sgabello, struttura in cromo nero. Body in spessart oak or oak open pore mat lacquered colours (except piombo colour), structure

in black chrome, spessart oak or oak open pore mat lacquered colours (except piombo colour). Stool with structure in black chrome. Dimensioni mm: sedia l 460 p 480 h 795 sgabello l 445 p 450 h 815 Dimensions in: chairs w 18" d 19" h 31 1/4" stool w 17 1/2" d 17 3/4" h 32"



**Guest**  
Design Rodolfo Dordoni

Scocca imbottita e rivestita in tessuto o pelle non sfoderabili. Cuscino della seduta sfoderabile. Con ruote. Body upholstered and covered in non removable fabric or leather. Seat cushion with removable covering. With wheels. Dimensioni mm: l 575 p 610 h 835 Dimensions in: w 22 3/4" d 24" h 32 3/4"



**Velvet**  
Design R&D Poliform

Seduta imbottita e rivestita in tessuto o pelle sfoderabili. Gambe in laccato opaco colori, noce c. o rovere spessart. Seat upholstered and covered in removable fabric or leather. Legs in mat lacquered colours, walnut c. or spessart oak. Dimensioni mm: sedia l 525 p 560 h 770 sedia con braccioli l 580 p 590 h 770 Dimensions in: chair w 20 3/4" d 22" h 30 1/4" chair with arms w 22 3/4" d 23 1/4" h 30 1/4"



**Velvet Due**  
Design R&D Poliform

Seduta imbottita e rivestita in tessuto sfoderabile con fondo piega. Gambe in laccato opaco colori, noce c. o rovere spessart. Seat upholstered and covered with removable slipcover. Legs in mat lacquered colours, walnut c. or spessart oak. Dimensioni mm: sedia l 575 p 590 h 770 sedia con braccioli l 580 p 590 h 770 Dimensions in: chair w 22 3/4" d 23 1/4" h 30 1/4" chair with arms w 22 3/4" d 23 1/4" h 30 1/4"



**Manta**  
Design Rodrigo Torres

Struttura completamente rivestita in pelle non sfoderabile. Structure completely covered in non removable leather. Dimensioni mm: sedia l 520 p 530 h 770 sedia con braccioli l 570 p 550 h 770 Dimensions in: chair w 20 1/2" d 20 3/4" h 30 1/4" chair with arms w 22 1/2" d 21 3/4" h 30 1/4"



**Ics - Ipsilon**  
Design Rodrigo Torres

Sgabelli in rovere spessart o rovere a poro aperto laccato opaco colori (escluso il colore piombo). Sgabello Ics con poggiatesta in acciaio inox. Stools in spessart oak or oak open pore mat lacquered colours (except piombo colour). Footrest in stainless steel only for Ics stool. Dimensioni mm: Ics l 440 p 340 h 660 Ipsilon l 412 p 385 h 465 Dimensions in: Ics w 17 1/2" d 13 1/2" h 26" Ipsilon w 16" d 15" h 18 1/2"




**Nex**  
Design Mario Mazzer

Scocca in materiale plastico colori bianco 01, canapa 35 e grafite 04 o rivestita in tessuto o pelle non sfoderabili. S60-S64 struttura cromata, S61 cromata o acciaio inox. Body in plastic material, colours bianco 01, canapa 35 and grafite 04 or covered in non removable in fabric or leather. S60-S64 chromed structure, S61 chromed or stainless steel. Dimensioni mm: S60 l 500 p 535 h 740 S61 l 500 p 505 h 740 S64 l 510 p 505 h 950 Dimensions in: S60 w 19 3/4" d 21" h 29 1/4" S61 w 19 3/4" d 20" h 29 1/4" S64 w 20" d 20" h 37 1/2"

FINITURE  
FINISHINGS


**Laccato gofrato e lucido**  
**Embossed and glossy lacquered**




**Laccato metallico**  
**Metallic lacquered**



**Vetro riflettente**  
**Reflecting glass**



**Vetro lucido e vetro satinato**  
**Glossy glass and frosted glass**




**Essenze**  
**Woods**




**Nobilitato Melamine**




**Nobilitato silk**  
**Silk melamine**




**Nobilitato stone**  
**Stone melamine**



**Laminato opaco**  
**Mat laminate**




**Laminato opaco touch**  
**Mat laminate touch**




FINITURE  
FINISHINGS


**Quarzite lucida**  
Glossy composite stone




**Quarzite micropallinata**  
Micro-blasted composite stone



**Marmo levigato**  
Mat marble



**Marmo lucido**  
Glossy marble




**Pietra**  
Stone



**Dekton**  
Dekton




**DuPont Corian®**  
DuPont Corian®




**Acciaio**  
Steel



**Laminato tuttocolore**  
Tuttocolore laminato



**Laminato tuttocolore touch**  
Tuttocolore laminate touch



**Poliform Spa**

via Montesanto 28  
Casella postale n. 1  
22044 Inverigo (CO) Italy  
t +39 031 6951  
f +39 031 699444  
info.poliform@poliform.it  
poliform.it

Poliform si riserva il diritto di apportare, senza preavviso, ogni modifica mirata al miglioramento funzionale e qualitativo dei propri prodotti. Testi e disegni presenti in questo stampato hanno scopo divulgativo: per ogni aspetto tecnico e dimensionale fare riferimento ai listini aziendali e relativi aggiornamenti. I campioni di colori e materiali hanno valore indicativo.

Poliform reserves the rights at all time to apply modifications for the functional or qualitative improvement of its products. Texts and drawings present in this brochure have a divulgative purpose: for every technical and dimensional aspect please refer to the company's price lists and their relative updatings. The colour and material samples have an indicative value.

**Creative Direction**

Apartamento Studios

**Graphic Design**

Apartamento Studios

**Interiors Photography**

Federico Cedrone, Omar Sartor

**Still Life Photography**

Silvia Orlandi

**Interiors Styling**

Poliform Lab

Thanks to: A.g. Spalding&Bros, Alessi, Andrea Baumann, Andrea Brugi, Arnolfo Di Cambio, Atipico, Babled Design, Bufalini Marmi, Broggi 1818, Caffè Riccioli, Ceramiche di Ugo La Pietra, Chisel&Mouse, Clemens Hanserl, Collezione Argenti Cleto Munari, Compagnia Italiana del Cristallo, Covo Srl, Craster Ltd, Cutipol, Damman Frères, Dan Yeffet Studio, Danese Milano (marchio del gruppo Artemide), David Mellor Design, De Castelli, Delightfull, Editamateria, Faber-Castell, Felicia Ferrone Design, Ghidini 1961, Grace Souky, Guaxs, Isikose Milano, Kn Industrie, Laboratorio Avallone, L'artigiano Scarperia, Lasvit, Le Van Kim per Christofle, J.& L.Lobmeyr, Kn Industrie, Lorenzi By Larusmiani @ Larusmiani Concept Boutique, Luceplan, Magic Circus Éditions, Malle W. Trousseau, Manifattura Richard Ginori, Mariage Frères, Mepra, Michael Ruh Studio, Mingardo, Mono, Move It di Xal [www.xal.com](http://www.xal.com), [www.odematelier.com](http://www.odematelier.com), Officine Saffi, Paderno Sambonet, Pan999 di Tobia Scarpa, San Lorenzo Srl, Paola C, Paola Paronetto, Rakumba Lighting, Raawii, Rina Menardi, Roberto Sironi, Roberto Molteni/Kohro, Salvioni, Scandola Marmi, Secondome Design, Smoothline di Eclettis [www.eclettis.it](http://www.eclettis.it), Stelton, Stephanie Moussallem, Super by Retrosuperfuture, Triboa Bay Living, Tuuli Saarelainen, [www.twolittlepiggies.eu](http://www.twolittlepiggies.eu), Venini, Villeroy&Boch, When Objects Work,



100% MADE IN ITALY





